

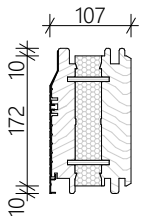
# Lockwood Product Catalogue



The Lockwood System  
January 2025

 **LOCKWOOD**  
Designed for good

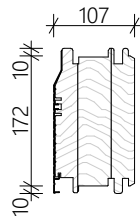
[code]C - No2 clears timber


**107 Aluminium Exterior Boards**

 107ALUM = 107EXT | 8450WH625  
 = 107EXTC | 8450WH625

6,350mm max length

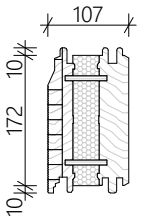
H3.1


**107 Aluminium Solid Exterior Boards**

 107SALUM = 107SEXT | 8450WH625  
 = 107SEXTC | 8450WH625

6,350mm max length

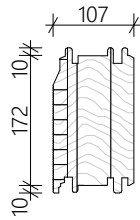
H3.1


**107 VG Pine Exterior Boards**

 107VG  
 107VGC

6,350mm max length

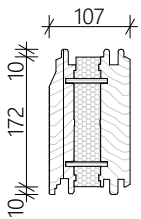
H3.1


**107 VG Pine Solid Exterior Boards**

 107SVG  
 107SVGC

6,350mm max length

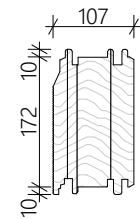
H3.1


**107 Cedar Exterior Boards**

 107CED  
 107CEDC

Lengths subject to availability

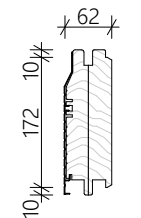
H3.1


**107 Cedar Solid Exterior Boards**

 107SCED  
 107SCEDC

Lengths subject to availability

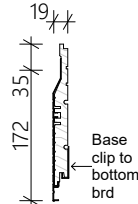
H3.1


**62 Aluminium Exterior Boards**

 62ALUM = 62EXT | 8450WH625  
 = 62EXTC | 8450WH625

6,250mm max length

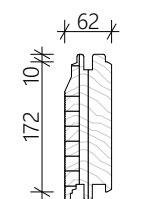
H3.1


**19mm Aluminium Weatherboards**

19ALUM = 19EXT | 8450WH625

6,350mm max length


H3.1


**62 VG Pine Exterior Boards**

 62VGPINE  
 62VGPC

6,250mm max length

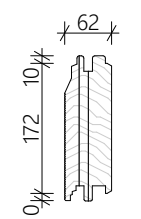
H3.1


**19mm VG Pine Weatherboards**

19VGP

6,600mm max length

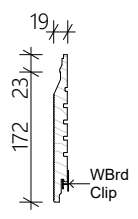
H3.1


**62 Cedar Exterior Boards**

62CED

Lengths subject to availability

H3.1

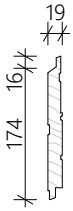

**19mm Cedar Weatherboards**

19CED

Lengths subject to availability

H3.1

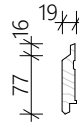
[code]C - No2 clears timber


**A Type Flashing Baseboard**

BBA (preprimed)

6,100mm max length

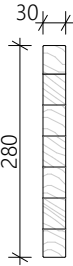
H3.1


**B Type Flashing Baseboard**

BBB (preprimed)

6,100mm max length

H3.1


**Fascia / Barge - 280 x 30**

BARGE280 (preprimed)

4,800 / 5,400 / 6,300mm lengths

H3.2


**Rebated Fascia / Barge - 280 x 30**

BARGE280R (preprimed)

4,800 / 5,400 / 6,300mm lengths

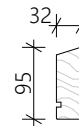
H3.2


**Gable Scotia - 60 x 32**

 6032  
 6032PP (preprimed)

Random lengths

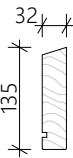
H3.1


**Frieze Board - 95 x 32**

FRIEZE95 (preprimed)

5,400mm max length

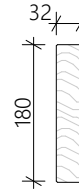
H3.1


**Frieze Board - 135 x 32**

FRIEZE135 (preprimed)

5,400mm max length

H3.1


**Garage Liner - 180 x 32**

DKRAIL (preprimed)

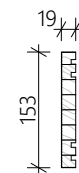
5,700mm max length

H3.1


**Box Corner 173 - VG Pine**  
 BOX CORNER 173X20

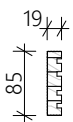
5,400mm max length

H3.1


**Box Corner 153 - VG Pine**  
 BOX CORNER 153X20

5,400mm max length

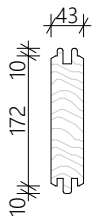
H3.1


**Timber B Cover Board - VG Pine**  
 B COVER BD

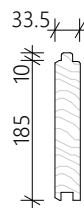
5,400mm max length

H3.1

[code]C - No2 clears timber


**Lockwood 44 Wall**

 43WALL  
 43WALLC

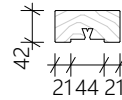
 5,950mm max length continuous  
 7,050mm max length fingerjointed  
 H3.1

**Lockwood 35mm Sarking**

 35SARK  
 35 SARKC

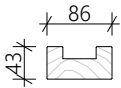
 7,800mm max length fingerjointed  
 H3.1

**Jamb Stiffener - 58 x 43**

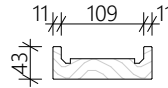
JAMB

 4,850mm max length  
 H3.1

**P7 Jamb Stiffener**

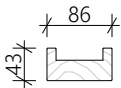
P7STIFF

 4,310mm max length  
 H3.1

**44 Capping**

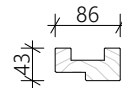
44CAP

 2,200 / 2,750 / 3,300 / 5,500 / 6,600mm lengths  
 Untreated

**107 Capping**

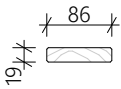
107CAP

 Made to order  
 Untreated

**62 Capping**

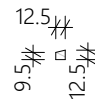
62CAP

 2,200 / 2,750 / 3,300 / 5,500 / 6,600mm lengths  
 Untreated

**Interior Door Jamb**

AJAMB

 4,250mm max length  
 Untreated

**Cover Board - 86 x 19**

COVERBD

 6,000mm max length  
 Untreated

**Bead - 12.5 x 12.5**

1109

 Random lengths  
 H3.1

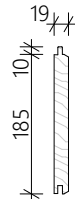
[code]C - No2 clears timber


**19mm Wall Lining Board**

 19INT172  
 19INT172C

Random lengths

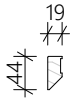
H3.1


**19mm Ceiling/Soffit Lining Board**

 19INT185  
 19INT185C

Random lengths

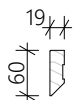
H3.1


**Scotia - 44 x 19**

5209

Random lengths

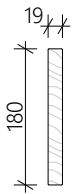
Untreated


**Skirting - 60 x 19**

6025

3,600 - 4,800mm / random lengths

Untreated


**Shelving / Pelmet - 180 x 19**

SHELVE

Random lengths

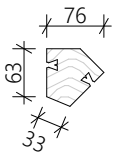
Untreated


**Shelf Batten - 40 x 18**

5309

Random lengths

Untreated


**135° Packer**

86PS

3,500mm lengths / made to order

H3.1


**135° 44 Capping**

43CAP135

Made to order

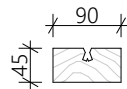
Untreated


**Wall Batten - 45 x 45**

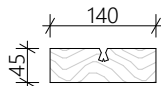
47BATTEN

4,900mm lengths

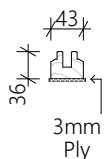
H3.1


**X Stud - 90 x 45**

9045XCUT

 6,000mm lengths  
 H3.1

**X Stud - 140 x 45**

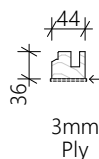
14045XCUT

 Made to order  
 H3.1

**107 Head Packer**

107HDPK

Random lengths

H3.1


**62 Head Packer**

62HDPK

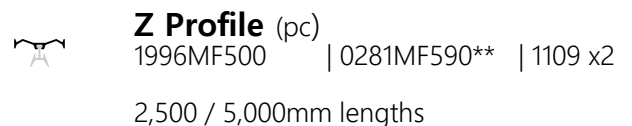
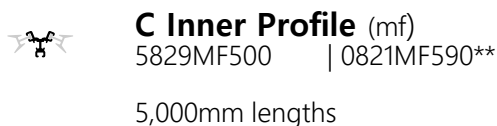
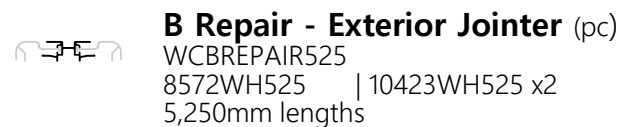
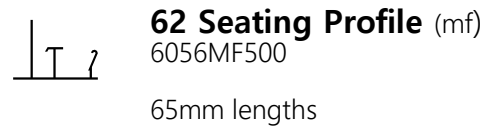
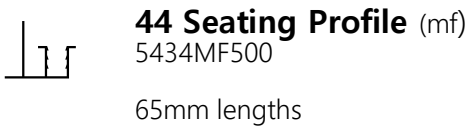

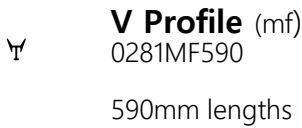
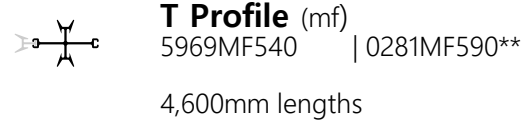
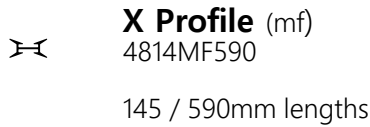
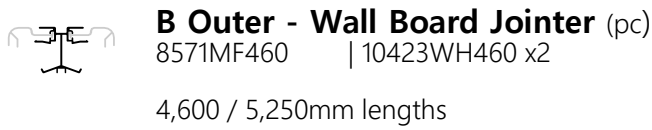
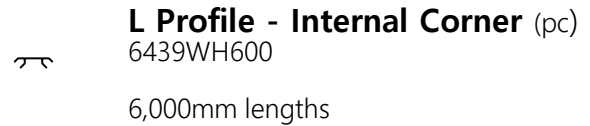
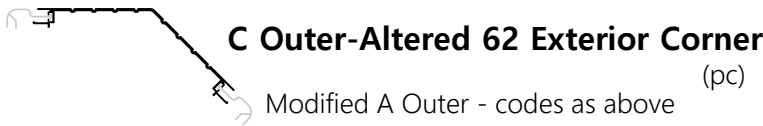
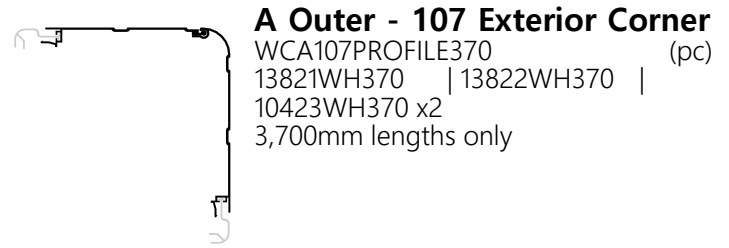
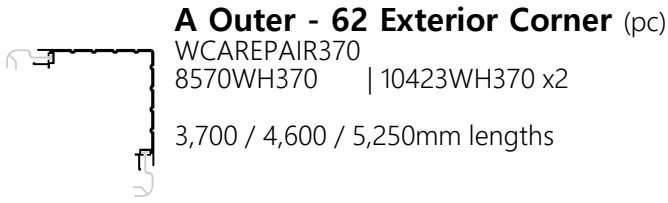
Random lengths

H3.1

\*V6 stock code

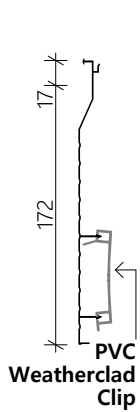
\*\*Quantities vary with lengths

(pc) - powdercoated (mf) mill finish



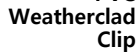
\*V6 stock code

(pc) - powdercoated (mf) mill finish


**Weatherclad/C type Flashing Baseboard**

7508WH635

6,350mm lengths


**PVC Weatherclad clip**

 8033730mm - 30mm lengths  
 8033760mm - 60mm lengths

**Base Clip (mf)**

1461MF300

45mm lengths


**Weatherboard Clip (mf)**

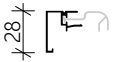
1456MF300

45mm lengths


**W Profile (pc)**

E13317\* | 10423WH370 / 460 / 525

Made to order


**W Repair - Medium Leg (pc)**

 WCWREPAIRML460  
 8606WH460 | 10423WH460  
 4,600mm lengths

**Sill Trim - Window (pc)**

E12261\*

5,000mm lengths


**Back Flashing (pc)**

 BACKFLASHING\*  
 2,400mm lengths

**Angled Back Flashing (pc)**

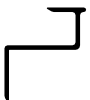
 49599  
 2,400mm lengths

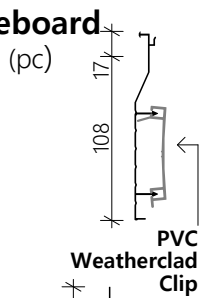
**PVC Base Flashing**

 80335  
 2,300 / 4,600mm lengths

**PVC Wedge**

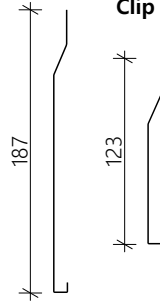
70715


**Shroud Fixing Bracket (pc)**

 M31900  
 150mm lengths

**D Type Flashing Baseboard (pc)**

14672WH635

6,350mm lengths


 PVC  
 Weatherclad  
 Clip

**188 Board Jointer (pc / etchprimed)**

49102 | PCC

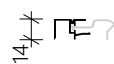
**123 Board Jointer (pc / etchprimed)**

49103 | PCC


**Wing Profile (pc)**

10423WH370 / 10423WH460 / 10423WH525

3,700 / 4,600 / 5,250mm lengths


**W Repair - Short Leg (pc)**

 WCWREPAIRSL460  
 8592WH460 / 525 | 10423WH460 / 525  
 4,600 / 5,250mm lengths

**W Repair - Long Leg (pc)**

 WCWREPAIRLL525  
 8591WH525 | 10423WH525  
 5,250mm lengths

**Sill Trim - Full Height Sill (pc)**

E12262\*

5,000mm lengths


**Support Angle (mf)**

E00685\*


**86 Aluminium Coverstrip (pc)**

 EMNZBS\*  
 2,400 / 3,000mm lengths

**107 Corner PVC Support Packer**

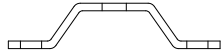
72078


**U Channel (pc)**

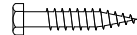
 3815UCHANWH3.0  
 3,000mm lengths

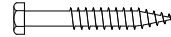
\*V6 stock code

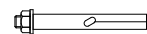
**10mm Tierod**  
 Misc


**Tierod Anchor**  
 70040

**Slotted Tierod Anchor**  
 70040A


**25Øx3mm m10 Round Galv Washer**  
 70145


**75x12 Coach Screw**  
 70047


**100x12 Coach Screw**  
 70046


**75x12 Sleeve Anchor**  
 70244



**m10 Galv Nut**  
 70185

2x supplied with tierod



**Galv m10 Coupling Nut - sea spray kit**  
 70177

**SS m10 Tierod Extension - sea spray kit**  
 70176


**40x40x3 m10 Square SS Washer - sea spray kit**  
 70174


**SS m10 Nut - sea spray kit**  
 70175


**Spring**  
 70383


**Sleeve**  
 70043

**Tierod Tension Bracket**  
 70042

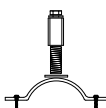

**40x40x3mm m10 Square Galv Washer**  
 70142

**12g 35mm Type 17 Screw**  
 70242


**50x50x6mm m12 Square Galv Washer**  
 70146



**50x50x3mm m10 Square Washer**  
 70380 - Galv  
 70144 - SS


**6g 50mm SS Screw**  
 71549


**Tierod top assembly - over 15°**  
 70145 | 70383 | 70043 | 70042 |  
 70142 | 70242 x4

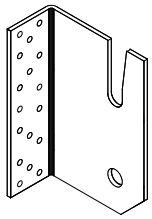

**Tierod top assembly - 7 - 15°**  
 70145 | 70383 | 70043 | 70042 | 70142


**Tierod top assembly - under 7°**  
 70145 | 70383 | 70043 | 70146

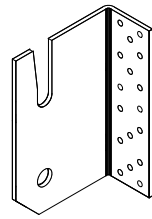

**Tierod top assembly - trussed roofs**  
 70145 | 70383 | 70043 | 70380



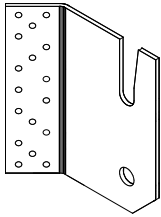
\*V6 stock code


**J18 Bracket**

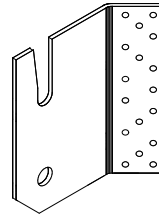
 70171 - Galv as standard  
 - SS made to order

 supply each bracket with:  
 71589 x17  
 70172 x2 for 86mm beams  
 70178 x2 for 135mm beams

**J18 Rev**

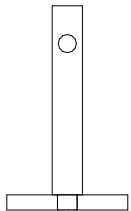
 70169 - Galv as standard  
 - SS made to order

 supply each bracket with:  
 71589 x17  
 70172 x2 for 86mm beams  
 70178 x2 for 135mm beams

**J18 Left Bracket**

 70171A - Galv as standard  
 - SS made to order

 supply each bracket with:  
 71589 x17  
 70172 x2 for 86mm beams  
 70178 x2 for 135mm beams

**J18 Right Bracket**

 70171B - Galv as standard  
 - SS made to order


 supply each bracket with:  
 71589 x17  
 70172 x2 for 86mm beams  
 70178 x2 for 135mm beams

**J9 Bracket**

70041 - Galv as standard


 supply each bracket with:  
 70172 for 86mm posts  
 70178 for 135mm posts

**Tenon Pin - 12mmØx70mm Galv Pin**

70172


**Tenon Pin - 12mmØx110mm Galv Pin**

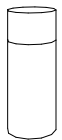
70178

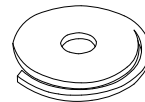

**100x12 Sleeve Anchor**

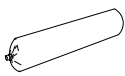
70240


**12g 32mm SS Screws**

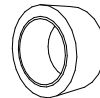
71589


**Timber Preservative - 400mL**

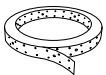
 72045  
 Metalex

**Windseal**

 70752  
 DAAFS4612/12

**Mono Pitch Sealant - Grey**

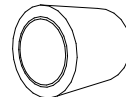
71498


**Noise Reducing Tape - 50mm**

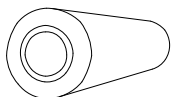
72062


**Sarking strap**

70190


**Noise Reducing Tape - 110mm**

72071


**Plastic**

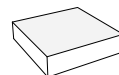
 80221  
 Timber wrap - white UVI - 4x50m

**Touch up Paint - 300mL**

MSPRAYCAN\*


**Dabstick**

MDABSTICK\*


**Glass Fabric Faced PIR Insulation**

70756 - 2,400 x 400 x 34mm sheet

70755 - 2,400 x 1,200 x 34mm sheet

70757 - 3,000 x 1,200 x 34mm sheet

Date: Tuesday, 17 December 2024 3:08 pm

Drawn: Lockwood Design Studio

**Steel profiles & misc products**

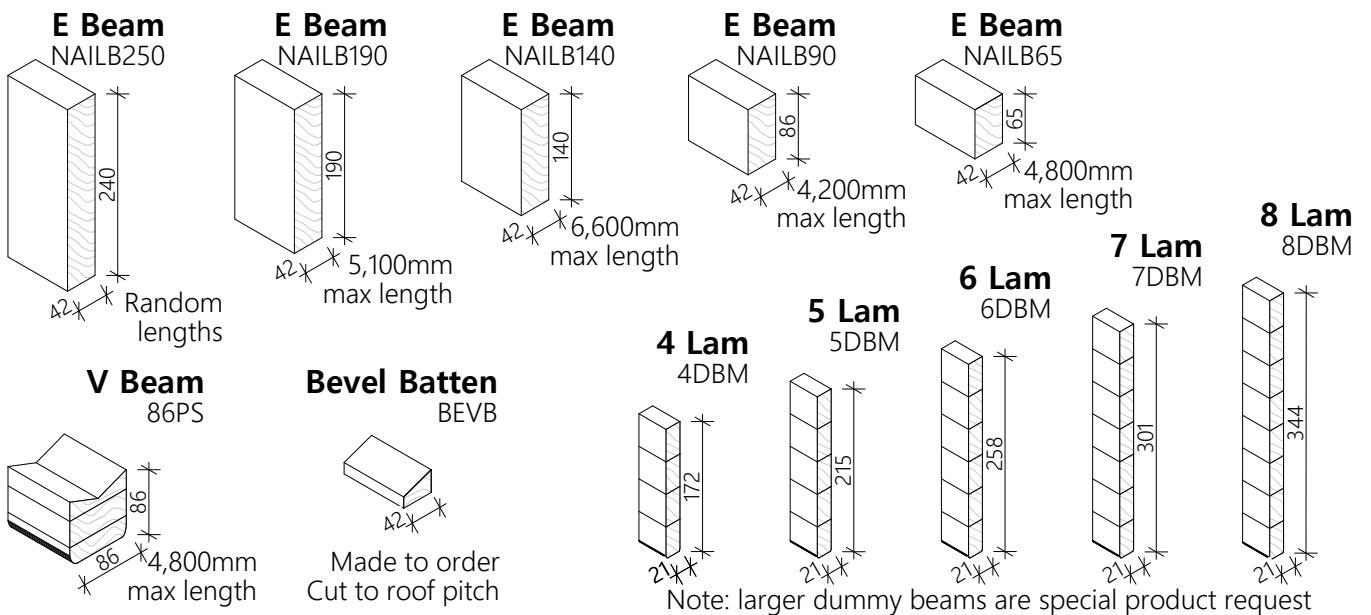
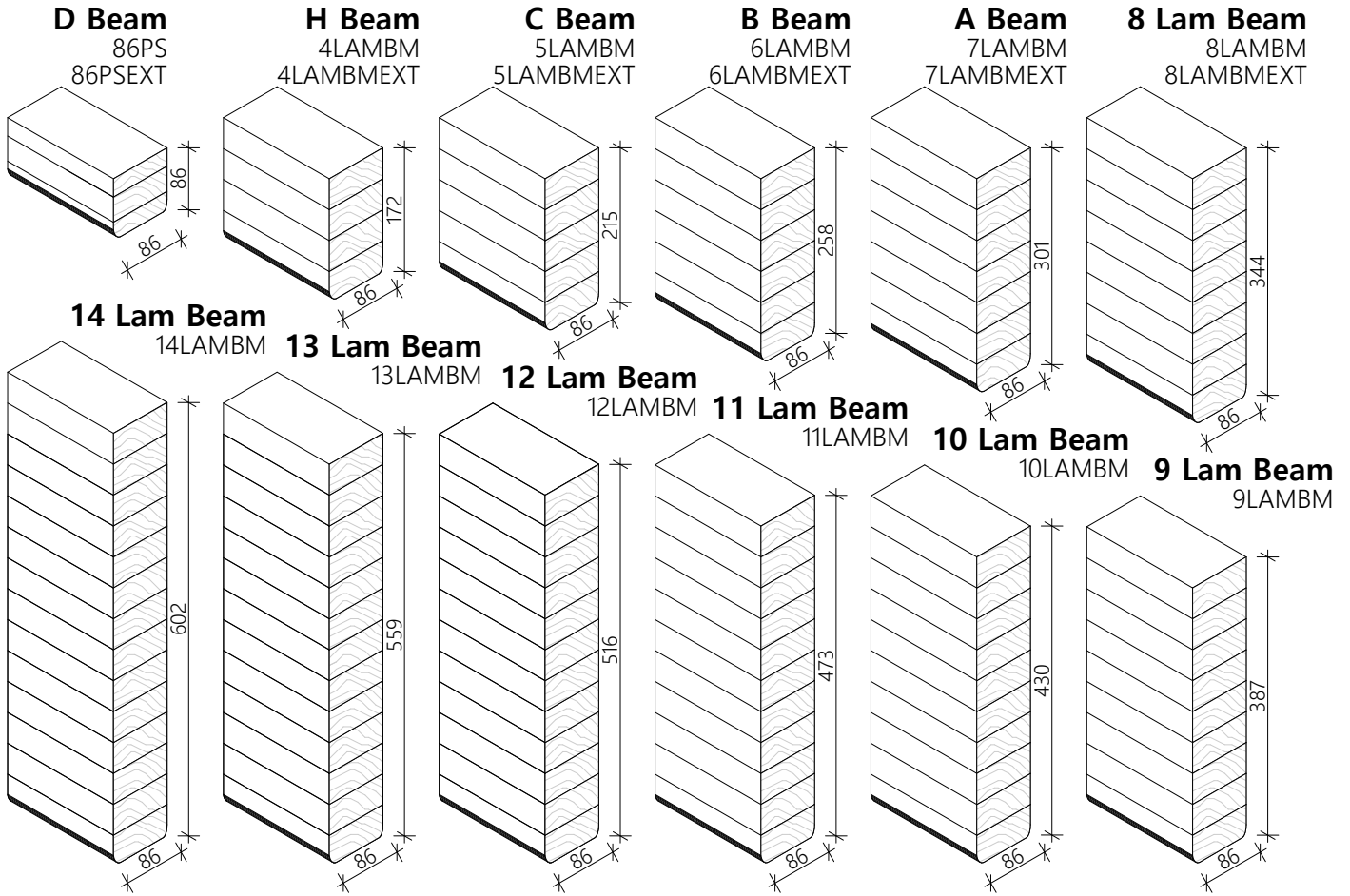
1:5 @ A4

Sheet No.

**08**

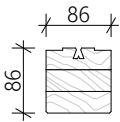
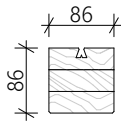
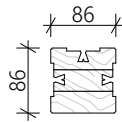
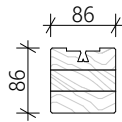
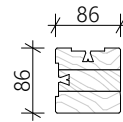
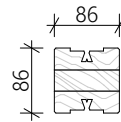
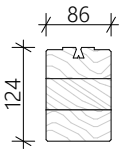
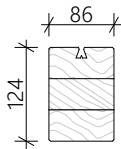
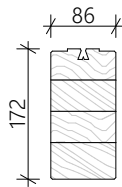
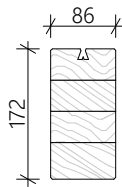
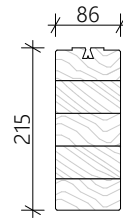
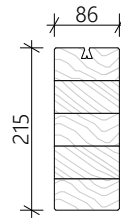
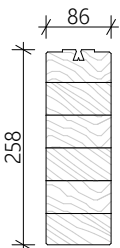
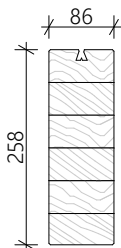
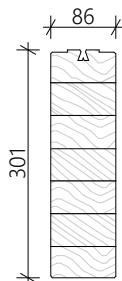
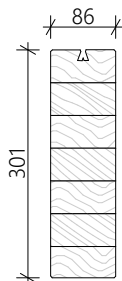
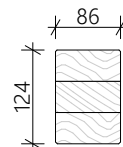
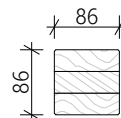
[code]C - No2 clears timber

[code]EXT - H5 Preprimed timber

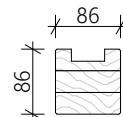
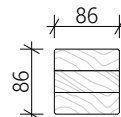


[code]C - No2 clears timber

[code]EXT - H5 Preprimed timber

**No.1 Stiffener**  
 86PS

**No.2 Stiffener**  
 86PS

**No.3 Stiffener**  
 86PS

**No.4 Stiffener**  
 86PS

**No.5 Stiffener**  
 86PS

**No.6 Stiffener**  
 86PS

**No.7 Stiffener**  
 12486PS

**No.8 Stiffener**  
 12486PS

**No.10 Stiffener**  
 4LAMBMB

**No.11 Stiffener**  
 4LAMBMB

**No.12 Stiffener**  
 5LAMBMB

**No.13 Stiffener**  
 5LAMBMB

**No.14 Stiffener**  
 6LAMBMB

**No.15 Stiffener**  
 6LAMBMB

**No.16 Stiffener**  
 7LAMBMB

**No.17 Stiffener**  
 7LAMBMB

**124 Post**  
 12486PS

**86 Post**  
 86PS


3,050/3,650mm lengths

**86 Capping Post** 86PS    **86 Exterior Post** 86PSEXT(PP)

 3,050/3,500mm lengths/  
 Made to order

 3,050/3,650mm lengths  
 H5

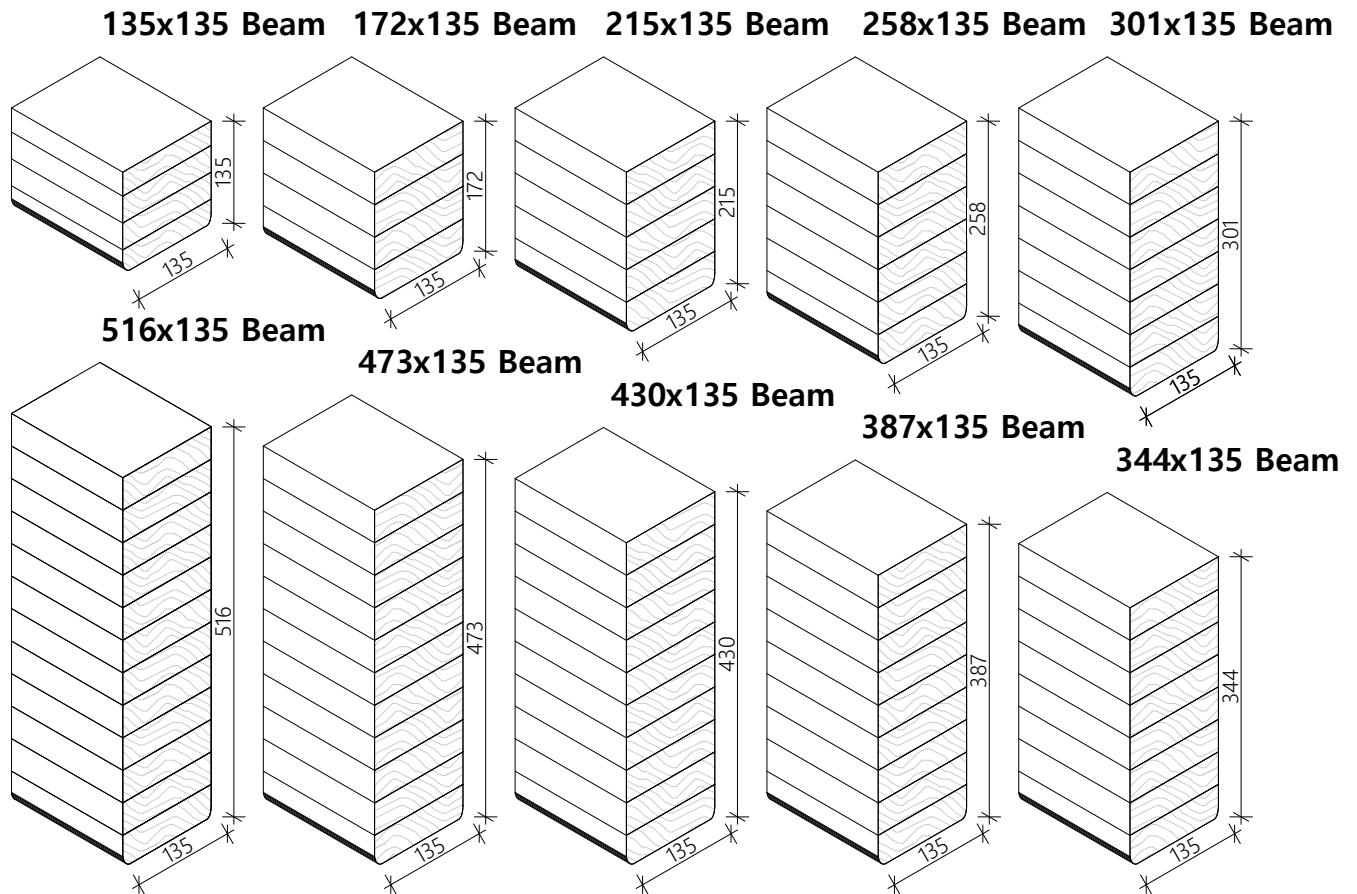
Beams, posts and stiffeners are supplied H3.1 as standard. H3.1 components are also available in No2 clears timber.

H5 components are supplied preprimed as standard. These are also available unprimed and/or in No2 clears timber on request.

All beams, posts and stiffeners are made to order unless lengths are specified.

[code]C - No2 clears timber

[code]EXT - H5 Preprimed timber




Beams are supplied H3.1 as standard.  
 H3.1 components are also available in No2 clears timber.

H5 components are supplied preprimed as standard.  
 These are also available unprimed and/or in No2 clears timber on request.

135 beams are made to order unless lengths are specified.

[code]C - No2 clears timber

[code]EXT - H5 Preprimed timber



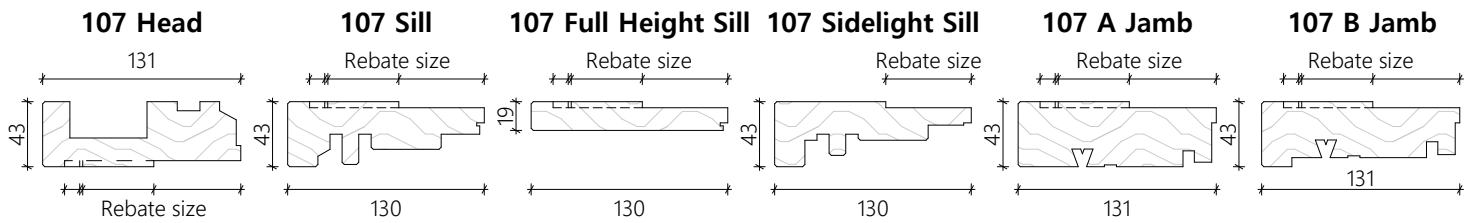
Posts and stiffeners are supplied H3.1 as standard.  
 H3.1 components are also available in No2 clears timber.

H5 components are supplied preprimed as standard.  
 These are also available unprimed and/or in No2 clears timber on request.

135 posts and stiffeners are made to order unless lengths are specified.

# 107 Subframes

All subframes are supplied H3.1 treated

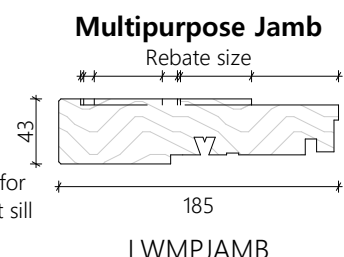
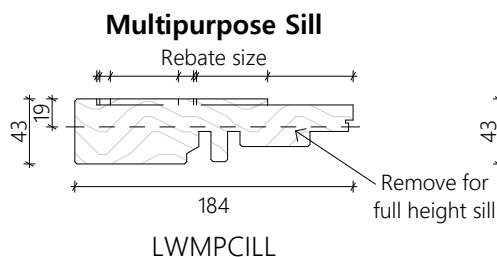
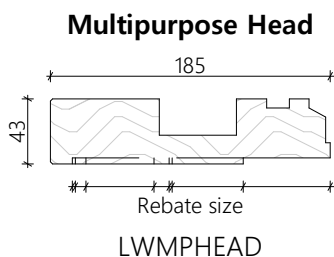



## Joinery Frames - 107 Subframe Guide

Joinery Frames	Rebate size (for sills -1mm)	107 Subframe codes	107 Subframe Details
S41 - windows, hinged doors, bifolds. T35 - windows, hinged doors, Ranchsliders, bifolds, internal stackers.	57.5	LW107HEAD LW107CILL LW107FHC LW107WS LW107JAMB LW107BJAMB	8-260-107 8-261-107
T35 Ranchstackers, Eurosliders, Eurostackers.	104.5	LW107HD1045 LW107SILL1045 LW107FHS1045 LW107JAMB1045A LW107JAMB1045B	8-290-107 8-291-107
S41 Eurosliders, Eurostackers.	106.5	LW107HD1065 LW107SILL1065 LW107FHS1065 LW107JAMB1065A LW107JAMB1065B	8-280-107 8-281-107
S41 sliding windows, Ranchsliders, Ranchstackers.	116.5	LW107HD1165 LW107SILL1165 LW107FHS1165 LW107JAMB1165A LW107JAMB1165B	8-270-107 8-271-107
T35 triple Ranchstackers S41 Euro Multi frame (3+), internal stackers. S41 Ranch multiframe (3+), internal stackers.	160.5 168.5 170.5	LWMPHEAD LWMPCILL LWMPJAMB	8-300-107 8-300-107

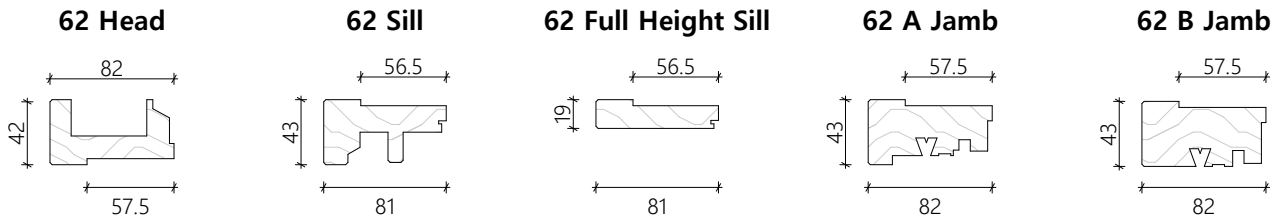
## Multipurpose Subframes

Used in walls where standard subframes are not suitable refer to detail 8-300-107



## 62 Subframes

All subframes are supplied H3.1 treated



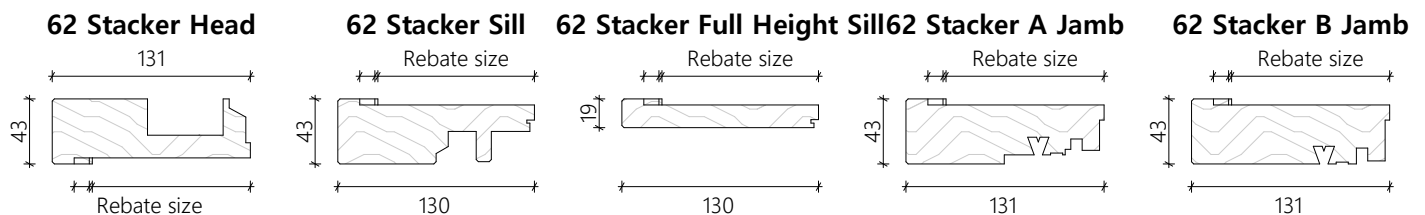
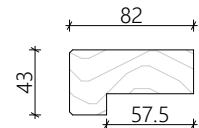
## Joinery Frames - 62 Subframe Guide

Joinery Frames	Rebate size (for sills -1mm)	62 Subframe codes	62 Subframe Details
S41 - windows, hinged doors, bifolds. T35 - windows, hinged doors, Ranchsliders, bifolds, internal stackers.	57.5	LWHEAD LWCILL LWFHCILL LWJAMB	16-250-107 16-251-107
T35 Ranchstackers, Eurosliders, Eurostackers.	104.5	STKHEAD STKCILL LW107FHS1045 STKJAMB	16-270-107 16-271-107
S41 Eurosliders, Eurostackers.	106.5	STKHEAD STKCILL LW107FHS1065 STKJAMB	16-270-107 16-271-107
S41 sliding windows, Ranchsliders, Ranchstackers.	116.5	STKHEAD STKCILL LW107FHS1165 STKJAMB	16-270-107 16-271-107

Triple stackers and multi frames are unavailable in 62mm walls.

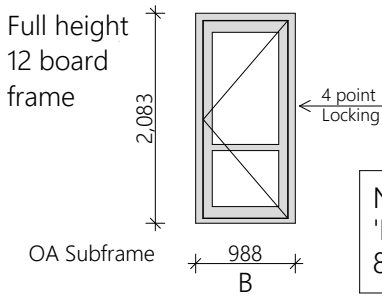
## 62 Stacker Subframes

### 62 Gable Head GBLHEAD

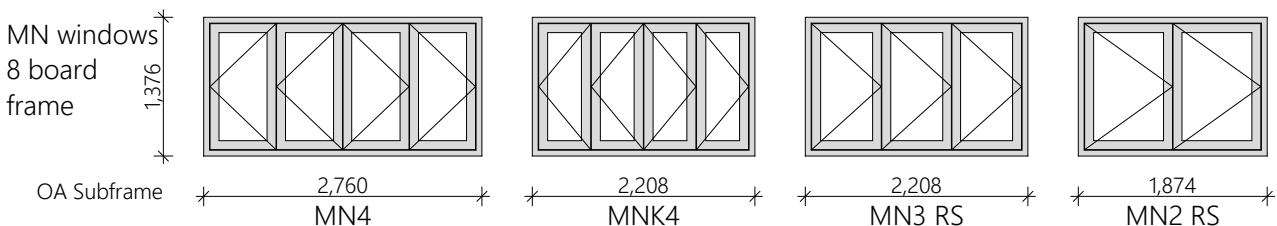
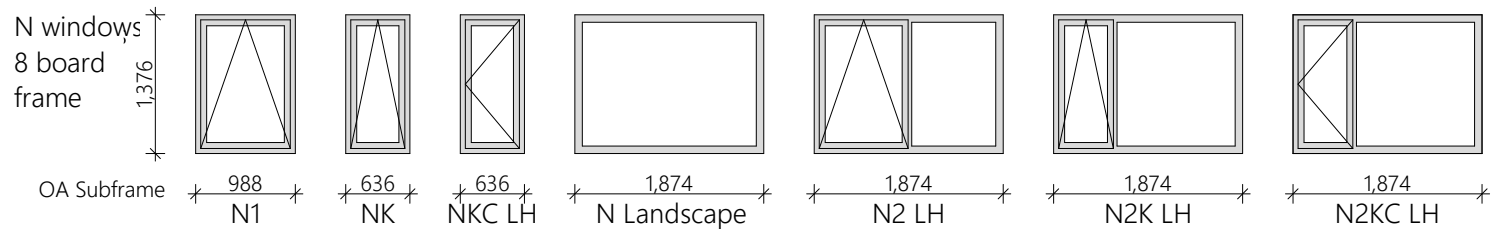
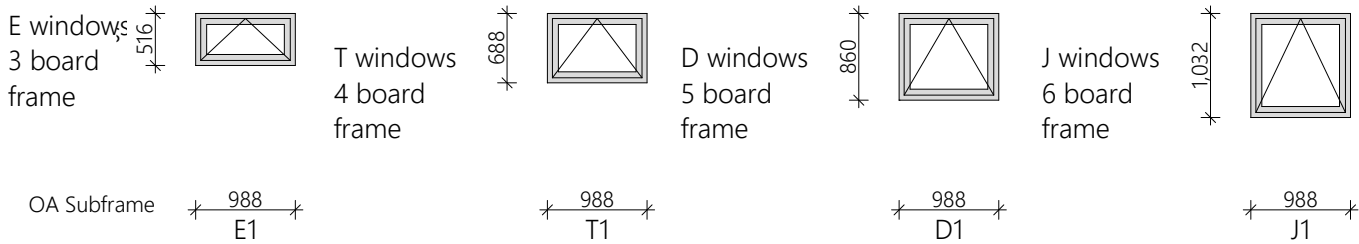
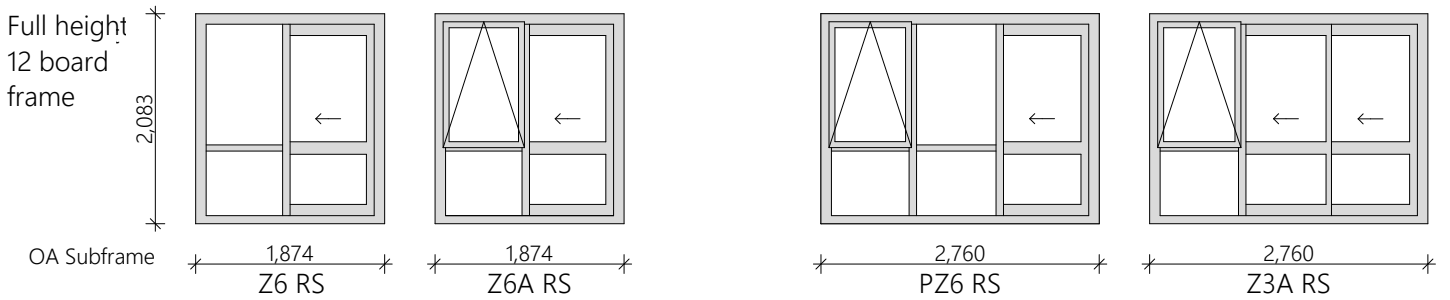
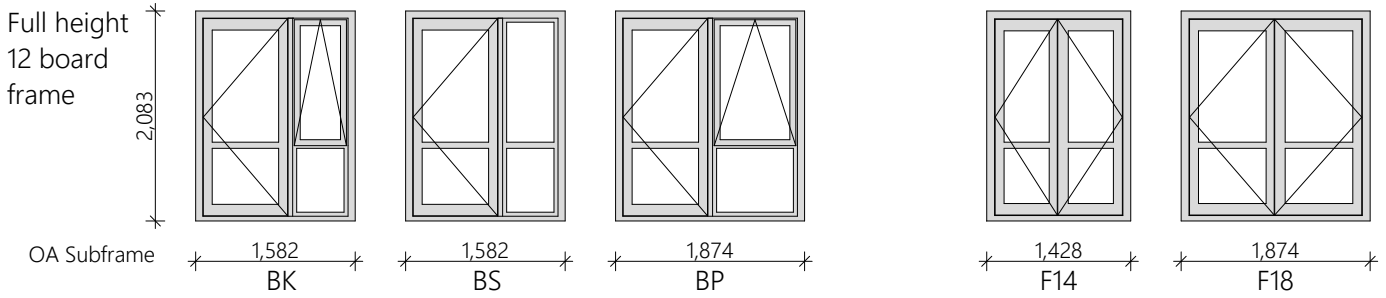


Lockwood Group Ltd / Product Catalogue

Supply with entry door  
Key outside / Snib inside



NOTE:  
'B' door dims  
837x1957

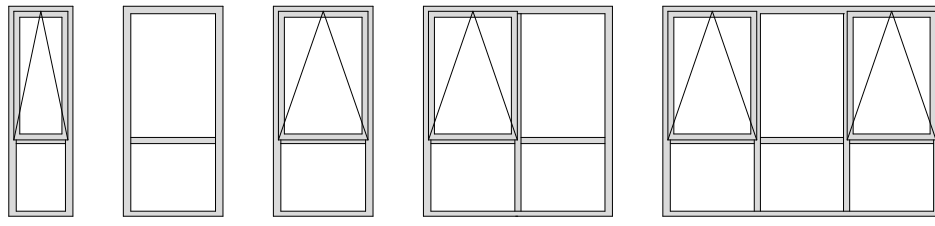




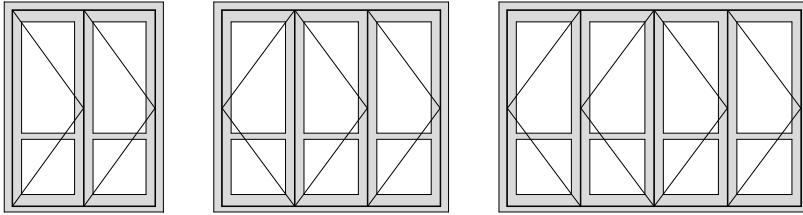
Lockwood Group Ltd / Product Catalogue

Full height  
12 board  
frame

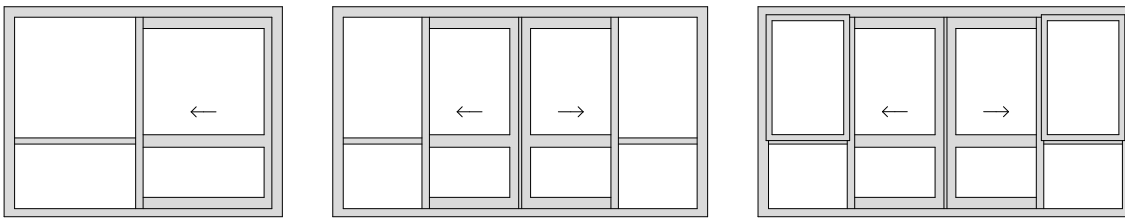
2,063



OA Subframe \* 636 K \* \* 988 S \* \* 988 P \* \* 1,874 PS \* \* 2,760 PSP \*



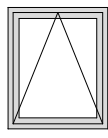
\* 1,578 FB RS \* \* 2,328 FB3 RS \* \* 3,078 FB4 \*



\* 2,760 Z9 RS \* \* 3,718 Z12 \* \* 3,718 Z12A \*

H windows  
7 board  
frame

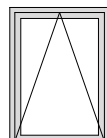
1,204



\* 988 H1 \*

N windows  
8 board  
frame

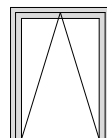
1,376



\* 988 N1 \*

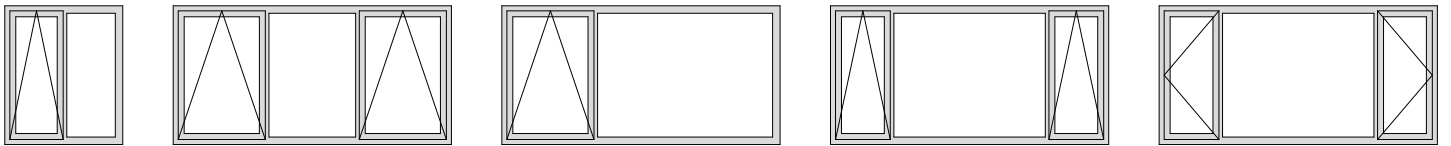
R windows  
9 board  
frame

1,548



\* 988 R1 \*

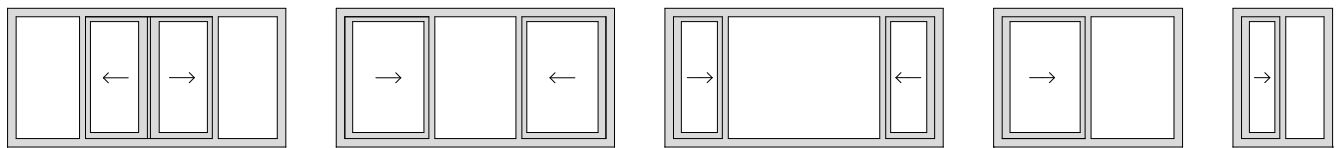
This row of Joinery is also available in the same options as the N range.



\* 1,170 NK2 LH \* \* 2,760 N3 \* \* 2,760 N3 LH \* \* 2,760 N3K \* \* 2,760 N3KC \*

ZN windows  
8 board  
frame

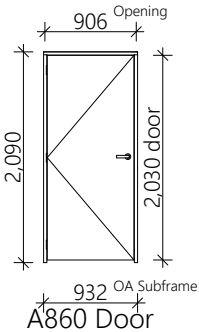
1,376



OA Subframe \* 2,760 ZN30 \* \* 2,760 ZN3 \* \* 2,760 ZN3K \* \* 1,874 ZN2 LS \* \* 988 ZN1 LS \*

Interior doors are supplied with relevant hinges, screws, and tracks.  
 Stainless steel hinges are available as an option.  
 Door handles are supplied as ordered.

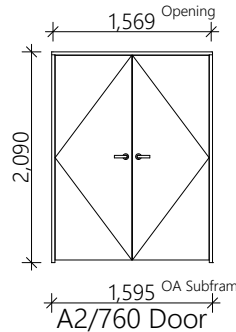
## Interior door



A doors are available in the following dimensions;

Door Type:	Opening (mm)	Overall (mm)
A660	706	730
A710	756	780
A760	806	830
A810	856	880
A860	906	930
A910	956	980

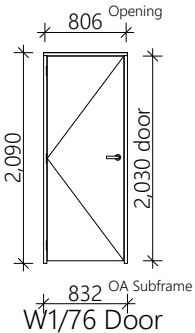
## Interior double doors



A doors are available in the following dimensions;

Door Type	Opening (mm)	Overall (mm)
A2/410	869	892
A2/460	969	992
A2/510	1069	1092
A2/560	1169	1192
A2/610	1269	1292
A2/660	1369	1392
A2/710	1469	1492
A2/760	1569	1592
A2/810	1669	1692
A2/860	1769	1792

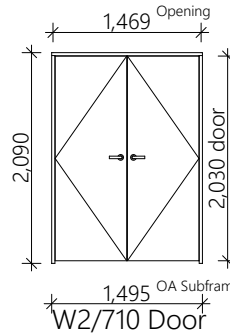
## Wardrobe door



W1 doors are available in the following dimensions;

Door Type:	Opening (mm)	Overall (mm)
W1/4	456	480
W1/46	506	530
W1/5	556	580
W1/56	606	630
W1/6	656	680
W1/66	706	730
W1/7	756	780
W1/76	806	830
W1/8	856	880

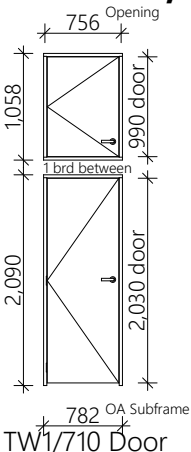
## Wardrobe double doors



W2 doors are available in the following dimensions;

Door Type:	Opening (mm)	Overall (mm)
W2/4	869	892
W2/46	969	992
W2/5	1069	1092
W2/56	1169	1192
W2/6	1269	1292
W2/66	1369	1392
W2/7	1469	1492
W2/76	1569	1592
W2/8	1669	1692

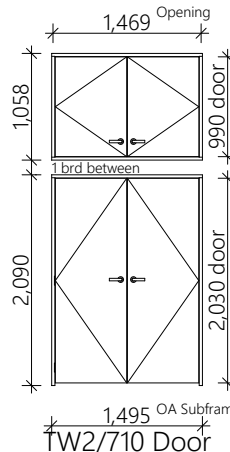
## Wardrobe, cubds over



TW doors are available in the following dimensions;

Door Type:	Opening (mm)	Overall (mm)
TW1/410	456	480
TW1/460	506	530
TW1/510	556	580
TW1/560	606	630
TW1/610	656	680
TW1/660	706	730
TW1/710	756	780
TW1/760	806	830
TW1/810	856	880

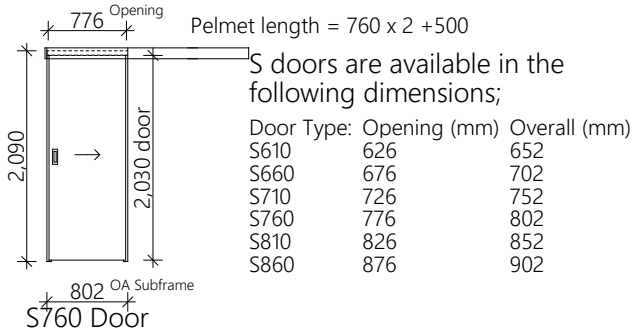
## Wardrobe double, cubds over



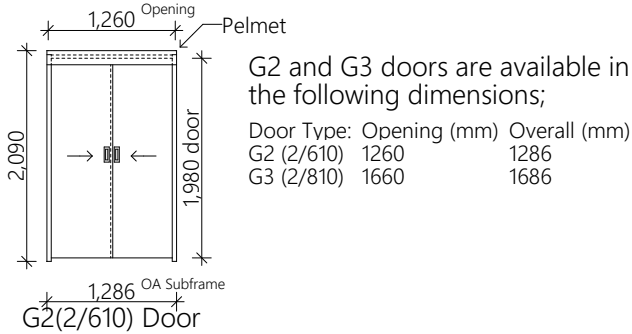
TW2 doors are available in the following dimensions;

Door Type:	Opening (mm)	Overall (mm)
TW2/410	869	892
TW2/460	969	992
TW2/510	1069	1092
TW2/560	1169	1192
TW2/610	1269	1292
TW2/660	1369	1392
TW2/710	1469	1492
TW2/760	1569	1592
TW2/810	1669	1692

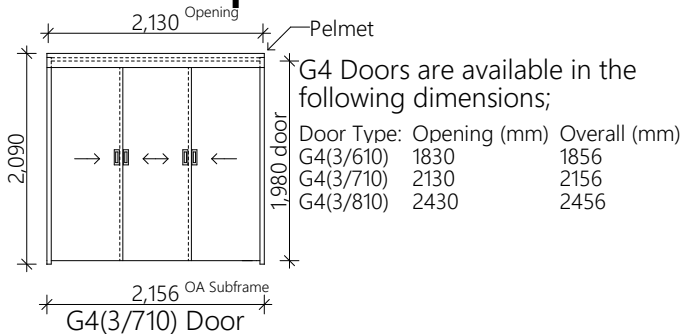
## Interior slider



## Wardrobe double slider



## Wardrobe triple slider





For more information email:  
[info@lockwood.co.nz](mailto:info@lockwood.co.nz)  
[lockwood.co.nz](http://lockwood.co.nz)

 **LOCKWOOD**  
Designed for good