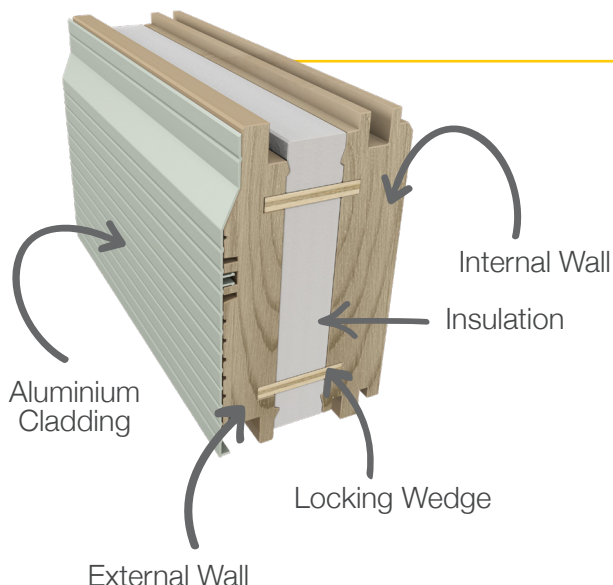




# The Lockwood Building System

Lockwood's unique and intricately engineered system 'locks' together timber components to create beautiful homes and buildings strong enough to withstand earthquakes and tropical cyclones, yet flexible enough to handle wide extremes in temperature.

Sustainably sourced Radiata Pine wall planks underpin the Lockwood system, each tongued and grooved to interlock with adjacent boards. Planks are locked together using the patented aluminium "X" profile making for an extremely ductile and robust building.



## External Insulated Board

The Lockwood 107mm external insulated wall system has been rated with an R-Value of 2.1, much higher than the building code requires for solid timber buildings. This rating is achieved with the use of a rigid foam insulation sandwiched between solid timber.

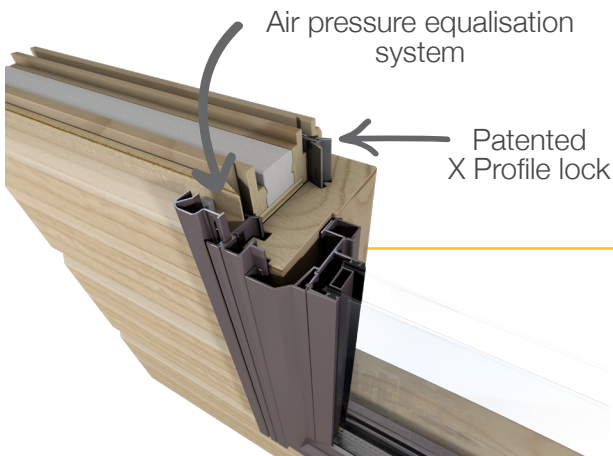
With minimal connection between the internal and external elements, there is much less heat loss in the building envelope ensuring your new Lockwood home is comfortable all year round.

Talk to your local Lockwood Contractor about the benefits of building with Lockwood today Ph 0508 562 596 | [www.lockwood.co.nz](http://www.lockwood.co.nz)

 **LOCKWOOD**  
Designed for good

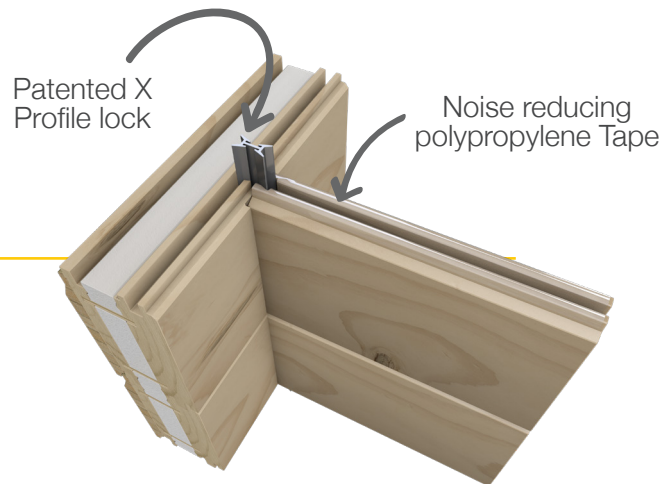
## Vertical Tie Rod

Timber planks are machined and pre-drilled to take electrical services including allowances for incorporating the Lockwood vertical tie rod. The tie rod provides lateral bracing and the strength to withstand extreme weather conditions and earthquakes.



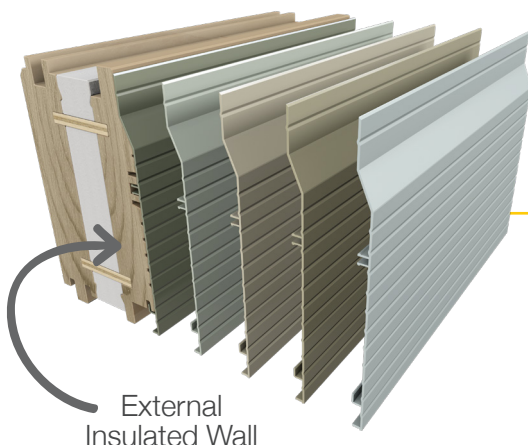
## Integrated Joinery

In the Lockwood construction system, custom made joinery is integrated into the structure system for extra strength and to ensure a leak free living environment.



## Patented X-Profile

In the unique Lockwood building system, solid timber planks are locked - rather than nailed - together, using the patented aluminium x-profile. This creates a strong, versatile structure.



## Low Maintenance, High Durability

The Lockwood advanced extruded aluminium sheathing is coated with a coloured polyester resin which provides a superior, longer lasting finish. Mechanically pressed onto the precisely engineered profile of exterior boards, the aluminium cladding looks good for years. This means our buildings don't need frequent painting.