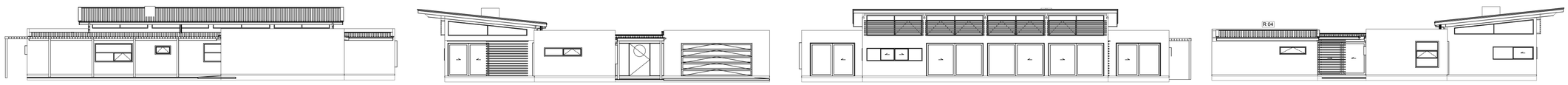

BUILDING CONSENT

AMBIENTI

team architects

LOCKWOOD DESIGN REFERENCE PLANS.
These plans can only be used by Licensed Lockwood Contractors and Lockwood Group staff.
Specifications and details are indicative and do not account for project or
site specific requirements or changes to relevant NZ Standard
These plans are not suitable for Consent and are not to be reproduced.

architecture ■
commercial ■
planning ■
design ■

LOCKWOOD DESIGN REFERENCE PLANS.
These plans can only be used by Licensed Lockwood Contractors and Lockwood Group staff.
Specifications and details are indicative and do not account for project or
site specific requirements or changes to relevant NZ Standard
These plans are not suitable for Consent and are not to be reproduced.

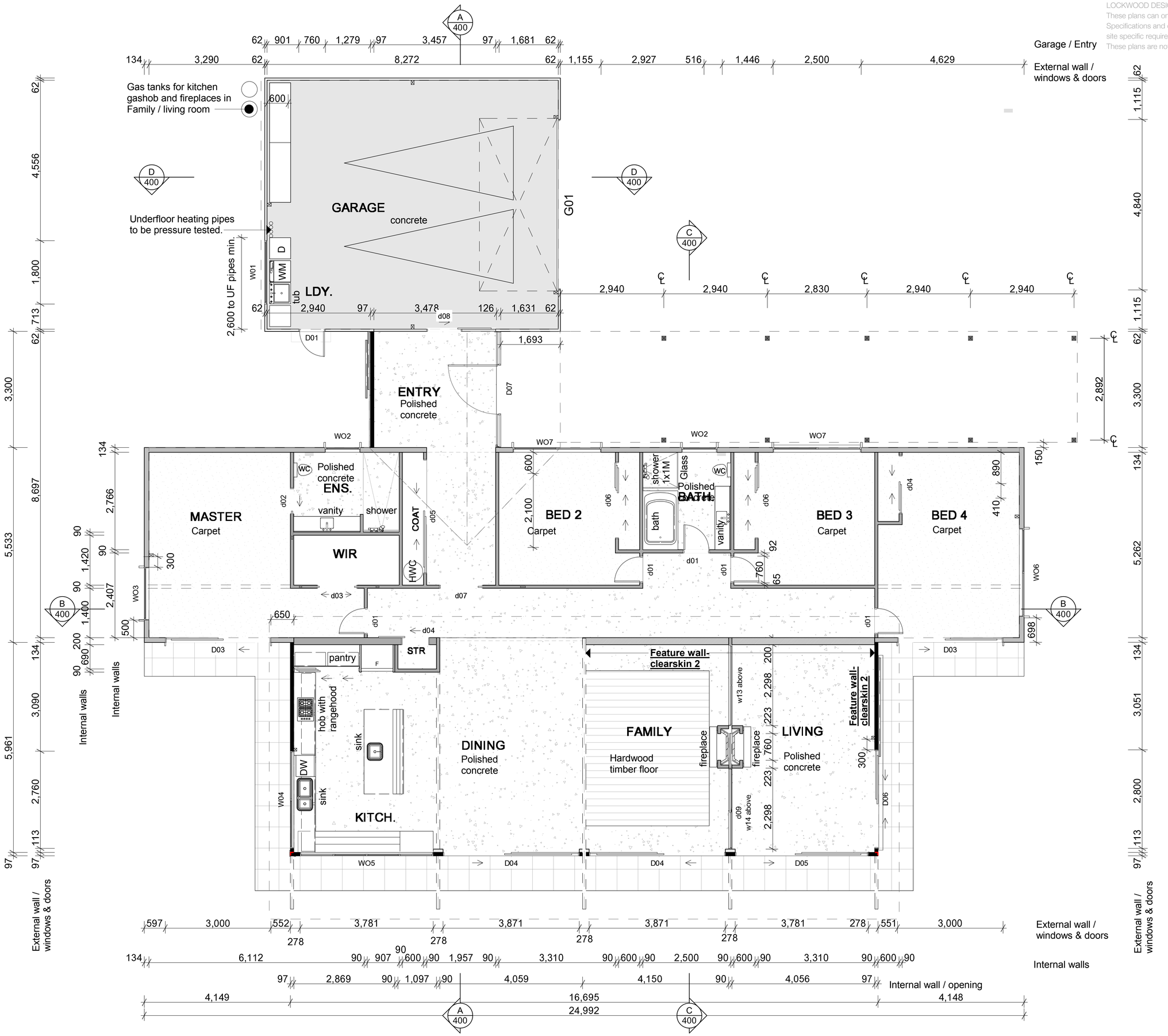

LOCKWOOD
Designed for good

Codemark Certificate: GM-CM30044

The Lockwood 107mm exterior & 44mm interior walls & joinery (Lockwood wall system) are certified to meet the provisions of the NZBC clauses as listed on the Certificate of Conformity

Floor Area:	312 m2	Sheet:
Scale:	1:50 @ A1	1/2
House Type:	Design and Build	

Drawing Type:
Floor Plan

Job Number:
L12053

© All plans copyright Lockwood

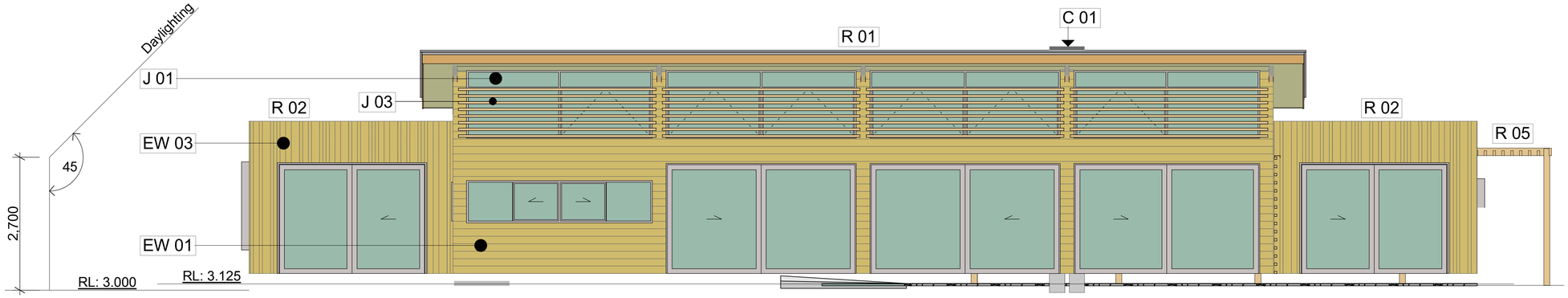

NORTH ELEVATION 1:50

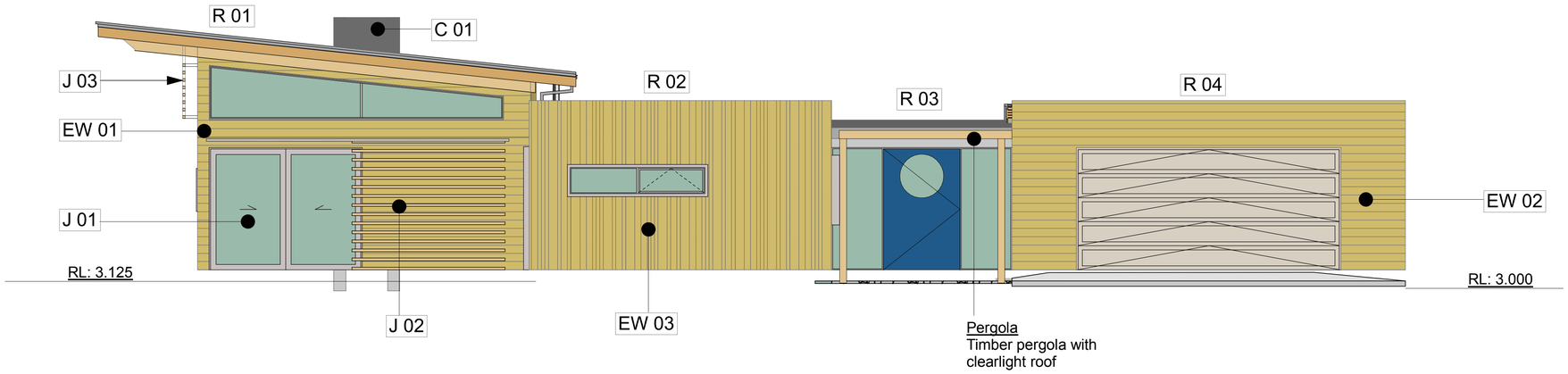

WEST ELEVATION 1:50

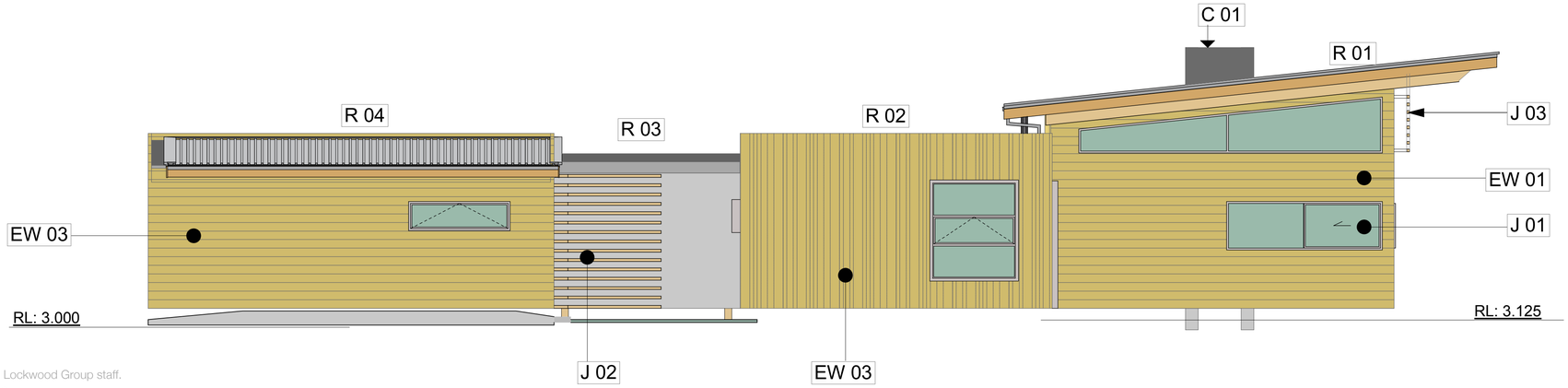

EAST ELEVATION 1:50

LOCKWOOD DESIGN REFERENCE PLANS.
These plans can only be used by Licensed Lockwood Contractors and Lockwood Group staff.
Specifications and details are indicative and do not account for project or
site specific requirements or changes to relevant NZ Standards.
These plans are not suitable for Consent and are not to be reproduced.

SOUTH ELEVATION 1:50

LOCKWOOD
Designed for good

Floor Area:	312 m2	Sheet:	
Scale:	1:50 @ A1		1/2
House Type:	Design and Build		

Drawing Type:
Foundation Plan

Job Number:
L12053

© All plans copyright Lockwood