

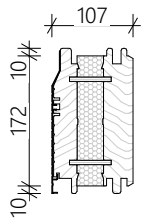
Lockwood Product Catalogue



The Lockwood System
January 2024 | Version 1

 **LOCKWOOD**
Designed for good

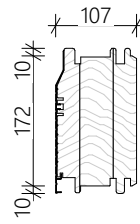
[code]C - No2 clears timber



107 Aluminium Exterior Boards
 107ALUM = 107EXT | 8450WH625
 = 107EXTC | 8450WH625

6,350mm max length

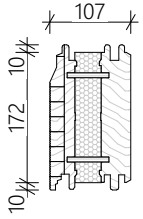
H3.1



107 Aluminium Solid Exterior Boards
 107SALUM = 107SEXT | 8450WH625
 = 107SEXTC | 8450WH625

6,350mm max length

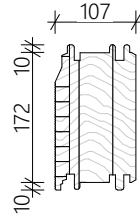
H3.1



107 VG Pine Exterior Boards
 107VG
 107VGC

6,350mm max length

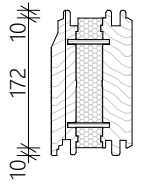
H3.1



107 VG Pine Solid Exterior Boards
 107SVG
 107SVGC

6,350mm max length

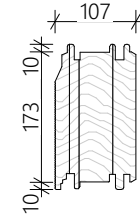
H3.1



107 Cedar Exterior Boards
 107CED
 107CEDC

Lengths subject to availability

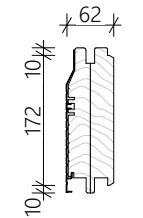
H3.1



107 Cedar Solid Exterior Boards
 107SCED
 107SCEDC

Lengths subject to availability

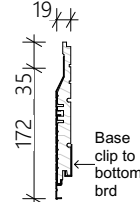
H3.1



62 Aluminium Exterior Boards
 62ALUM = 62EXT | 8450WH625
 = 62EXTC | 8450WH625

6,250mm max length

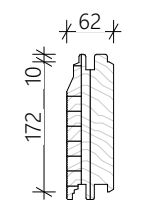
H3.1



19mm Aluminium Weatherboards
 19ALUM = 19EXT | 8450WH625

6,350mm max length

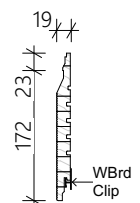
H3.1



62 VG Pine Exterior Boards
 62VGPINE
 62VGPC

6,250mm max length

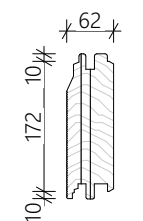
H3.1



19mm VG Pine Weatherboards
 19VGP

6,600mm max length

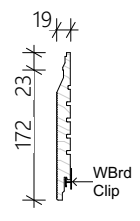
H3.1



62 Cedar Exterior Boards
 62CED

Lengths subject to availability

H3.1

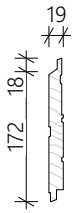


19mm Cedar Weatherboards
 19CED

Lengths subject to availability

H3.1

[code]C - No2 clears timber


A Type flashing baseboard
 BBA (preprimed)

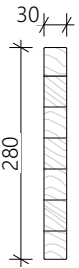
6,100mm max length

H3.1


B Type flashing baseboard
 BBB (preprimed)

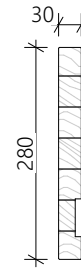
6,100mm max length

H3.1


Fascia / Barge - 280 x 30
 BARGE280 (preprimed)

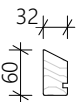
4,800 / 5,400 / 6,300mm lengths

H3.2


Rebated Fascia / Barge - 280 x 30
 BARGE280R (preprimed)

4,800 / 5,400 / 6,300mm lengths

H3.2


Gable Scotia - 60 x 32
 6032
 6032PP (preprimed)

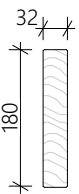
Random lengths

H3.1


Frieze Board - 95 x 32
 FRIEZE95
 FRIEZE95PP (preprimed)

5,400mm max length

H3.1


Garage Liner - 180 x 32
 DKRAIL (preprimed)

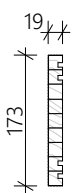
5,700mm max length

H3.1


Timber B Cover Board - VG Pine
 BCOVERBD

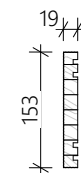
5,400mm max length

H3.1


Box Corner 173 - VG Pine
 BOX CORNER 173X20

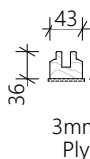
5,400mm max length

H3.1


Box Corner 153 - VG Pine
 BOX CORNER 153X20

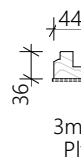
5,400mm max length

H3.1


107 Head Packer
 107HDPK

Random lengths

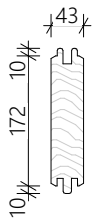
H3.1

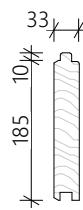

62 Head Packer
 62HDPK

Random lengths

H3.1

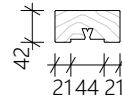
[code]C - No2 clears timber

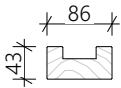

Lockwood 44 wall
 43WALL
 43WALLC

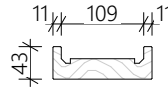
 5,950mm max length continuous
 7,050mm max length fingerjointed
 H3.1

Lockwood 35mm sarking
 35SARK
 35 SARKC

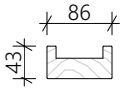
 7,800mm max length fingerjointed
 H3.1

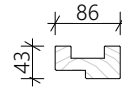
Jamb Stiffener - 58 x 43
 JAMB

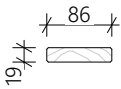
 4,850mm max length
 H3.1

P7 Jamb Stiffener
 P7STIFF

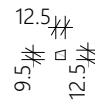
 4,310mm max length
 H3.1

44 Capping
 44CAP

 2,200 / 2,750 / 3,300 / 5,500 / 6,600mm lengths
 Untreated

107 Capping
 107CAP

 Made to order
 Untreated

62 Capping
 62CAP

 2,200 / 2,750 / 3,300 / 5,500 / 6,600mm lengths
 Untreated

Interior door jamb
 AJAMB

 4,250mm max length
 Untreated

Cover Board - 86 x 19
 COVERBD

 6,000mm max length
 Untreated

Bead - 12.5 x 12.5
 1109

 Random lengths
 H3.1

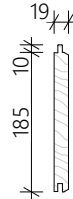
[code]C - No2 clears timber



19mm Wall Lining Board
 19INT172
 19INT172C

Random lengths

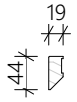
H3.1



19mm Ceiling Lining Board
 19INT185
 19INT185C

Random lengths

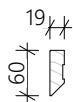
H3.1



Scotia - 44 x 19
 5209

Random lengths

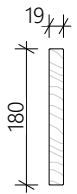
Untreated



Skirting - 60 x 19
 6025

3,600 - 4,800mm / random lengths

Untreated



Shelving / Pelmet - 180 x 19
 SHELVE

Random lengths

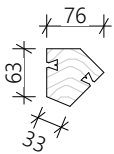
Untreated



Shelf Batten - 40 x 18
 5309

Random lengths

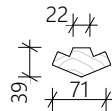
Untreated



135° Packer
 86PS

3,500mm lengths / made to order

H3.1



135° 44 Capping
 43CAP135

Made to order

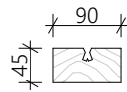
Untreated



Wall Batten - 45 x 45
 47BATTEN

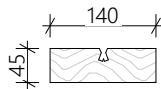
4,900mm lengths

H3.1



X Stud - 90 x 45
 9045XCUT

6,000mm lengths
 H3.1



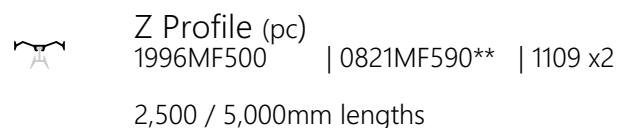
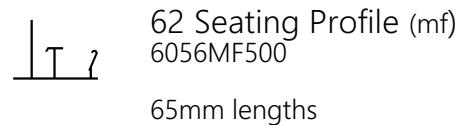
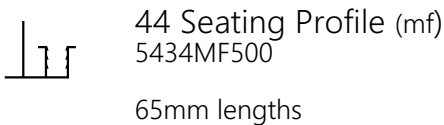
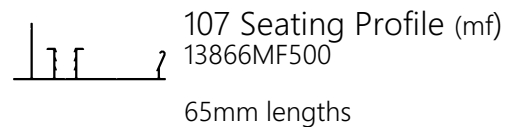
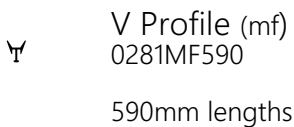
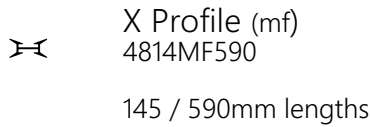
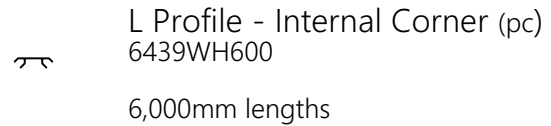
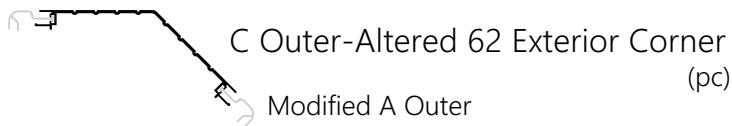
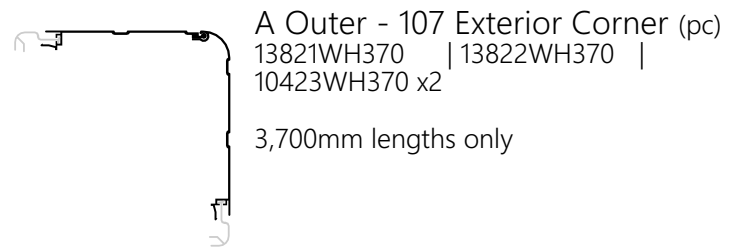
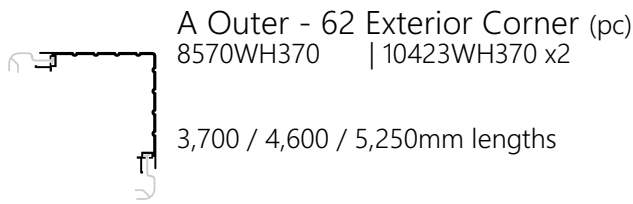
X Stud - 140 x 45
 14045XCUT

Made to order
 H3.1

*V6 stock code

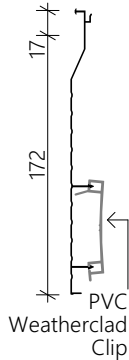
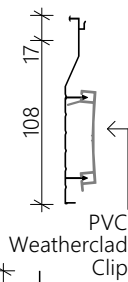
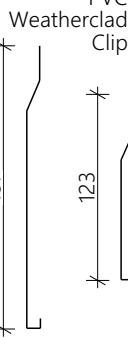

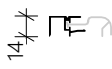
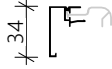





**Quantities vary with lengths

(pc) - powdercoated (mf) mill finish



*V6 stock code

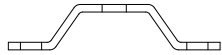
(pc) - powdercoated (mf) mill finish

| | | | |
|--|--|---|---|
|  | Weatherclad/C type flashing baseboard 7508WH635 (pc) |  | D type flashing baseboard (pc) 14672WH635 |
| | 6,350mm lengths | | 6,350mm lengths |
| | PVC Weatherclad clip 8033730mm - 30mm lengths 8033760mm - 60mm lengths |  | 188 board Joints (pc) 49102 PCC |
| | Base Clip (mf) 1461MF300 | | 123 board Joints (pc) 49103 PCC |
| | 45mm lengths | | |
| | Weatherboard Clip (mf) 1456MF300 |  | Wing Profile (pc) 10423WH370 / 10423WH460 / 10423WH525 |
| | 45mm lengths | | 3,700 / 4,600 / 5,250mm lengths |
| | W Profile (pc) E13317* 10423WH370 / 460 / 525 |  | W Repair - Short Leg (pc) 8592WH460 / 525 10423WH460 / 525 |
| | Made to order | | 4,600 / 5,250mm lengths |
| | W Repair - Medium Leg (pc) 8606WH460 10423WH460 |  | W Repair - Long Leg (pc) 8591WH525 10423WH525 |
| | 4,600mm lengths | | 5,250mm lengths |
| | Sill trim - window (pc) E12261* |  | Sill trim - full height sill (pc) E12262* |
| | 5,000mm lengths | | 5,000mm lengths |
| | Back Flashing (pc) BACKFLASHING* |  | Support Angle (mf) E00685* |
| | 2,400mm lengths | | |
| | Angled Back Flashing (pc) 49599 |  | 86 Aluminium Coverstrip (pc) EMNZBS* |
| | 2,400mm lengths | | 2,400 / 3,000mm lengths |
| | PVC Base Flashing 80335 |  | 107 Corner PVC Support Packer 72078 |
| | 2,300 / 4,600mm lengths | | |
| | PVC Wedge 70715 |  | U Channel (pc) 3815UCHANWH30 |
| | | | 3,000mm lengths |

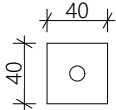
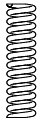
*V6 stock code

 10mm tierod
 Misc

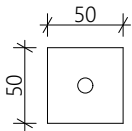
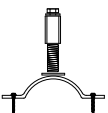
 Tierod anchor
 70040

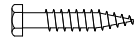
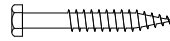
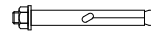
 Slotted tierod anchor
 70040A

 25Øx3mm m10 round washer
 70145

 Galv m10 coupling nut - sea spray kit
 70177

 40x40x3 m10 square SS washer - sea spray kit
 70174

 Spring
 70383

 Tierod tension bracket
 70042

 12g 35mm type 17 screw
 70242

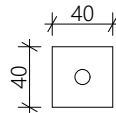
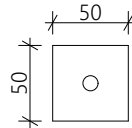
 50x50x3mm m10 square washer
 70146

 Tierod top assembly - over 15°
 70145 | 70185 | 70383 | 70043 |
 70042 | 70142 | 70242 x4

 Tierod top assembly - under 7°
 70145 | 70185 | 70383 | 70043 |
 70144

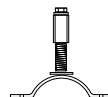
 75x12 coach screw
 70047

 100x12 coach screw
 70046

 75x12 sleeve anchor
 70244

 m10 Nut
 70185

 SS m10 tierod extension - sea spray kit
 70176

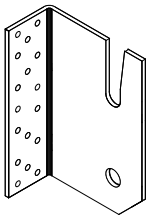
 SS m10 nut - sea spray kit
 70175

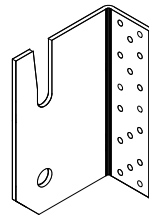
 Sleeve
 70043

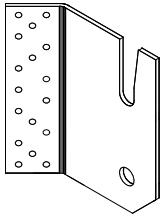
 40x40x3mm m10 square washer
 70142

 50x50x6mm m10 square washer
 70144

 6g 50mm SS screw
 71549

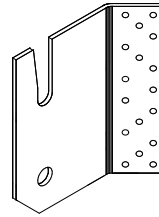
 Tierod top assembly - 7 - 15°
 70145 | 70185 | 70383 | 70043 |
 70042 | 70142

 Tierod top assembly - trussed roofs
 70145 | 70185 | 70383 | 70043 |
 70146

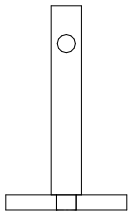

*V6 stock code




 J18 bracket
 70171

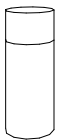
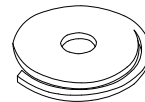
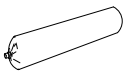
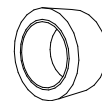
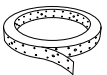
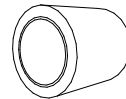
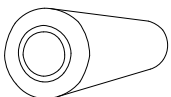
 - Galv as standard
 - SS made to order

 J18 Rev
 70169

 - Galv as standard
 - SS made to order

 J18 left bracket
 70171A

 - Galv as standard
 - SS made to order

 J18 right bracket
 70171B

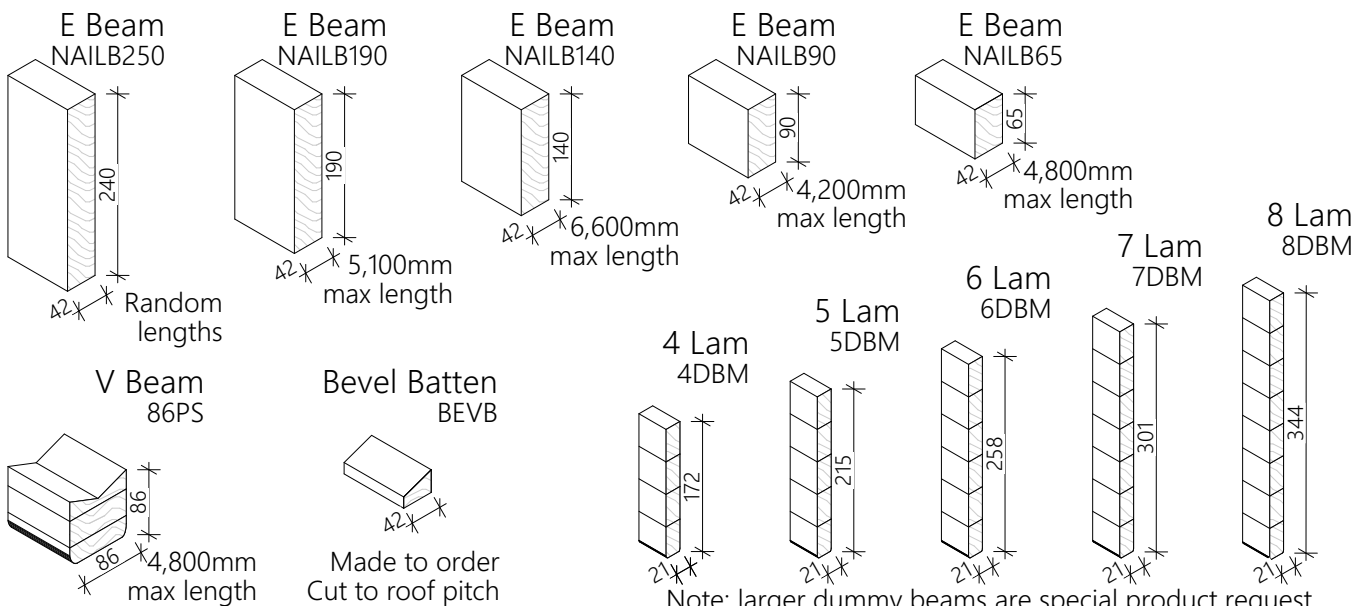
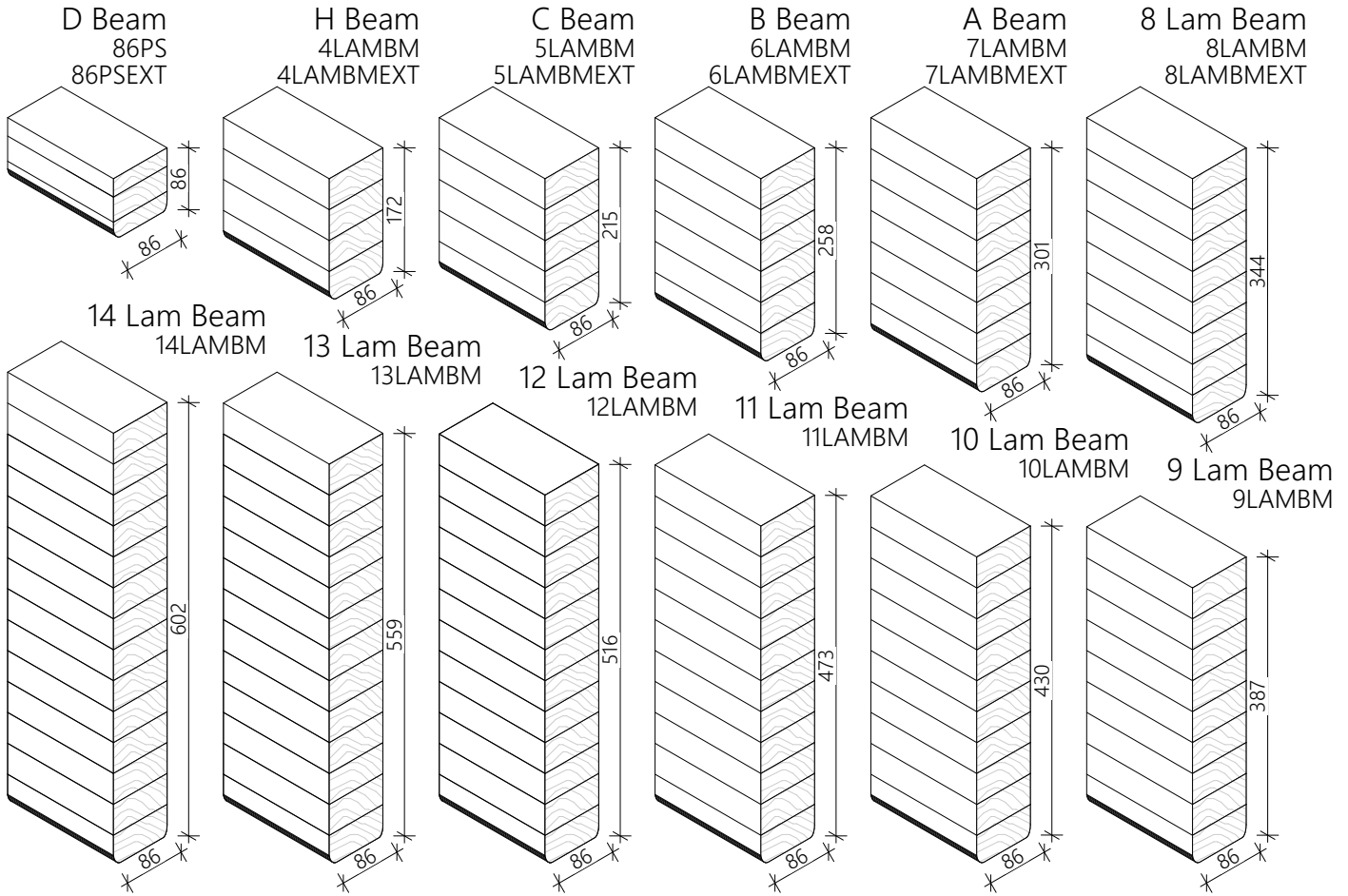
 - Galv as standard
 - SS made to order

 J9 bracket
 70041

 Tenon pin - 12mmØx70mm galv pin
 70172

 Tenon pin - 12mmØx110mm galv pin
 70178

 100x12 sleeve anchor
 70240

 12g 32mm SS Screws
 71589

 Timber Preservative
 72045
 Metalex

 Windseal
 70752
 DAAFS4612/12

 Mono pitch sealant - grey
 71498

 Noise reducing tape - 50mm
 72062

 Sarking strap
 70190

 Noise reducing tape - 110mm
 72071

 Plastic
 80221
 Timber wrap - white UVI - 4x50m

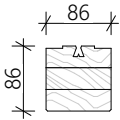
 Touch up paint - 300mL
 MSPRAYCAN*

 Dabstick
 MDABSTICK*

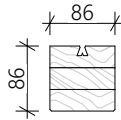


Note: larger dummy beams are special product request

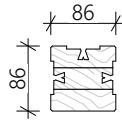
No.1 Stiffener
86PS



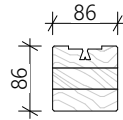
No.2 Stiffener
86PS



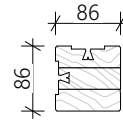
No.3 Stiffener
86PS



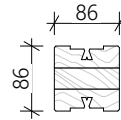
No.4 Stiffener
86PS



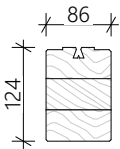
No.5 Stiffener
86PS



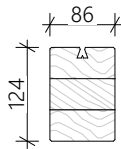
No.6 Stiffener
86PS



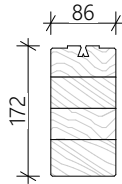
No.7 Stiffener
12486PS



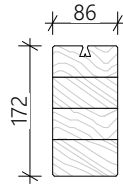
No.8 Stiffener
12486PS



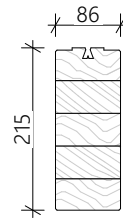
No.10 Stiffener
4LAMBMB



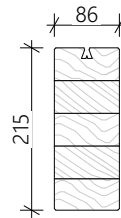
No.11 Stiffener
4LAMBMB



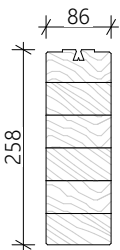
No.12 Stiffener
5LAMBMB



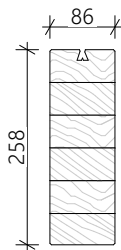
No.13 Stiffener
5LAMBMB



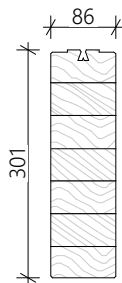
No.14 Stiffener
6LAMBMB



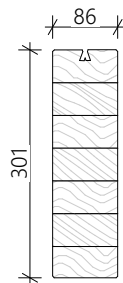
No.15 Stiffener
6LAMBMB



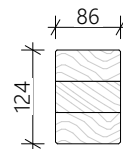
No.16 Stiffener
7LAMBMB



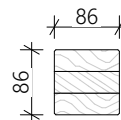
No.17 Stiffener
7LAMBMB



124 Post
12486PS

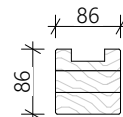


86 Post
86PS



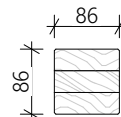
3,050/3,650mm lengths

86 Capping Post
86PS



3,050/3,500mm lengths/
Made to order

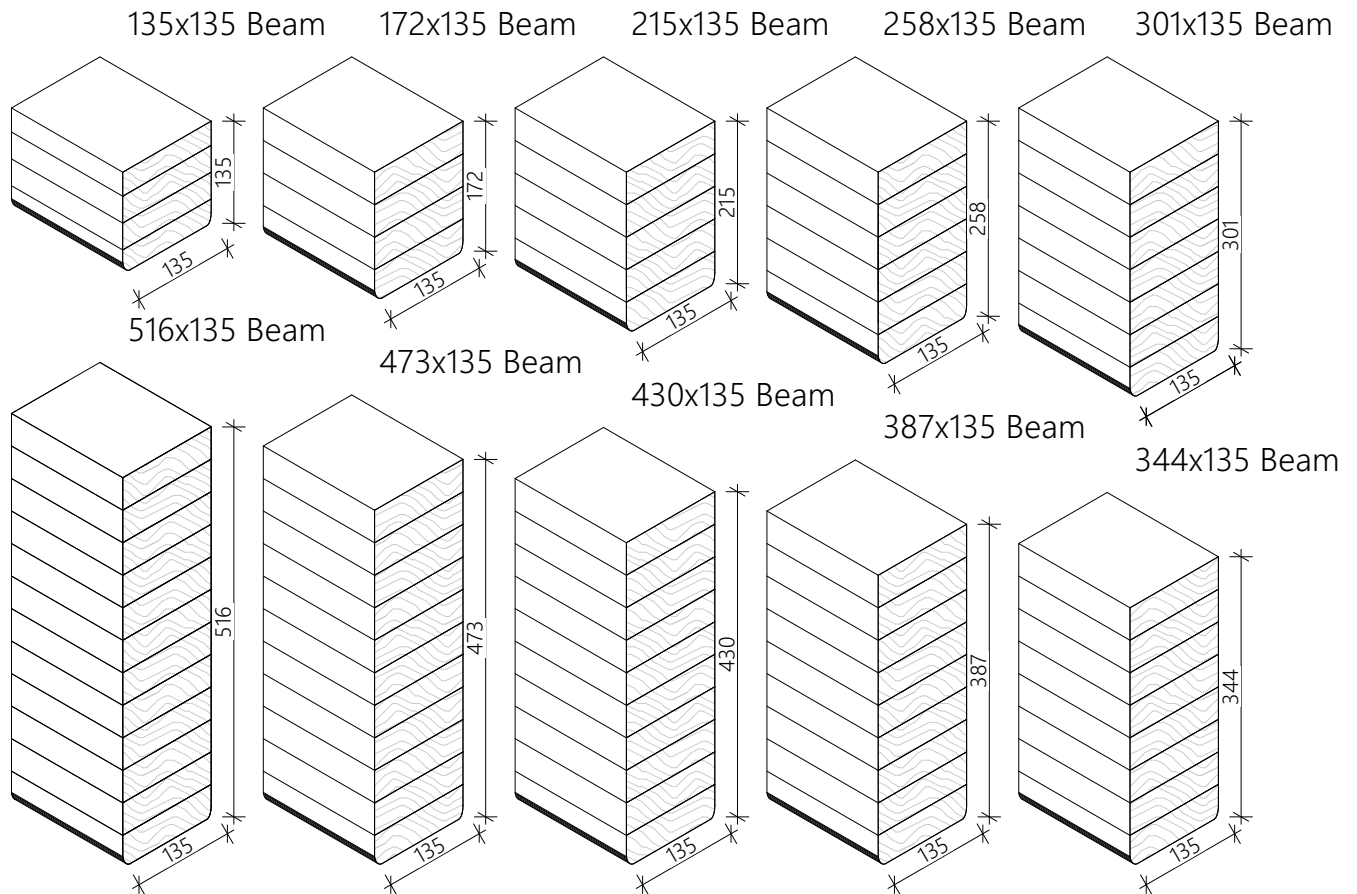
86 Exterior Post
86PSEXT(PP)



3,050/3,650mm lengths
H5

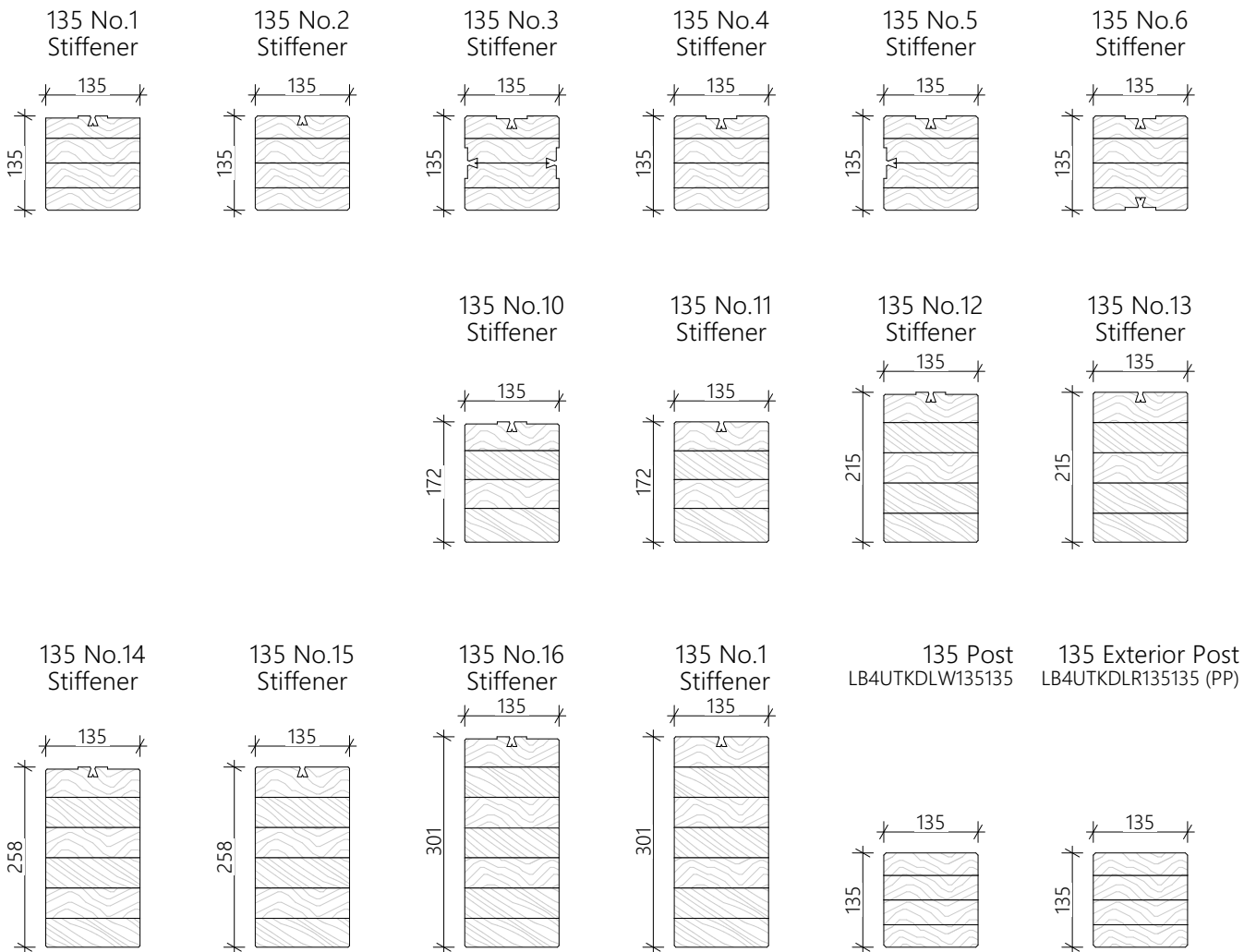
Beams, posts and stiffeners are supplied H3.1 as standard. H3.1 components are available in No2 clears timber. H5 components are also available as preprimed, No2 clears timber.

All beams, Posts and Stiffeners are made to order unless lengths are specified.



Beams are supplied H3.1 as standard.
H3.1 components are available in No2 clears timber.
H5 components are also available as preprimed, No2 clears timber.

All 135 beams are made to order unless lengths are specified.

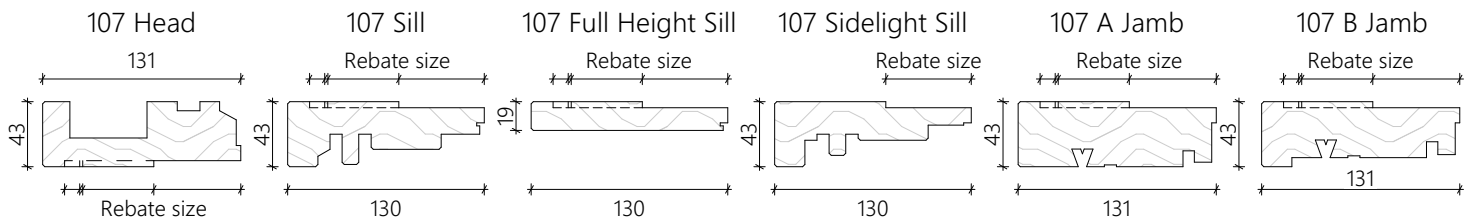


Posts and stiffeners are supplied H3.1 as standard.
 H3.1 components are available in No2 clears timber.
 H5 components are also available as preprimed, No2 clears timber.

All 135 posts and stiffeners are made to order unless lengths are specified.

107 Subframes

All subframes are supplied H3.1 treated

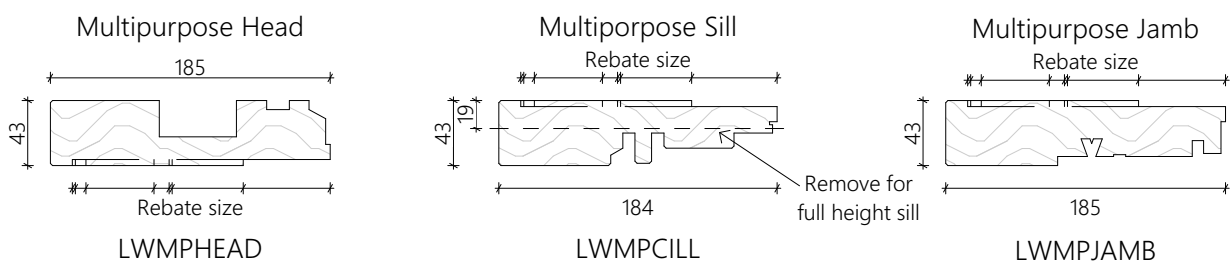


Joinery Frames - 107 Subframe Guide

| Joinery Frames | Rebate size (for sills -1mm) | 107 Subframe codes | 107 Subframe Details |
|--|------------------------------|--|------------------------|
| S41 - windows, hinged doors, bifolds. T35 - windows, hinged doors, Ranchsliders, bifolds.internal stackers. | 57.5 | LW107HEAD LW107CILL LW107FHC LW107WS LW107JAMB LW107BJAMB | 8-260-107 8-261-107 |
| T35 Ranchstackers, Eurosliders, Eurostackers. | 104.5 | LW107HD1045 LW107SILL1035 LW107FHS1035 LW107JAMB1045A LW107JAMB1045B | 8-290-107 8-291-107 |
| S41 Eurosliders, Eurostackers. | 106.5 | LW107HD1065 LW107SILL1055 LW107FHS1055 LW107JAMB1065A LW107JAMB1065B | 8-280-107 8-281-107 |
| S41 sliding windows, Ranchsliders, Ranchstackers. | 116.5 | LW107HD1165 LW107SILL1155 LW107FHS1155 LW107JAMB1165A LW107JAMB1165B | 8-270-107 8-271-107 |
| T35 triple Ranchstackers S41 Euro Multi frame (3+), internal stackers. S41 Ranch multiframe (3+), internal stackers. | 160.5 168.5 170.5 | LWMPHEAD LWMPJAMB | 8-300-107 8-300-107 |

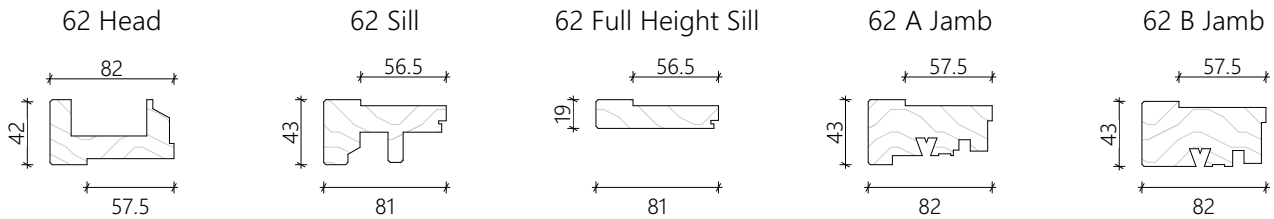
Multipurpose Subframes

Used in walls where standard subframes are not suitable refer to detail 8-300-107



62 Subframes

All subframes are supplied H3.1 treated

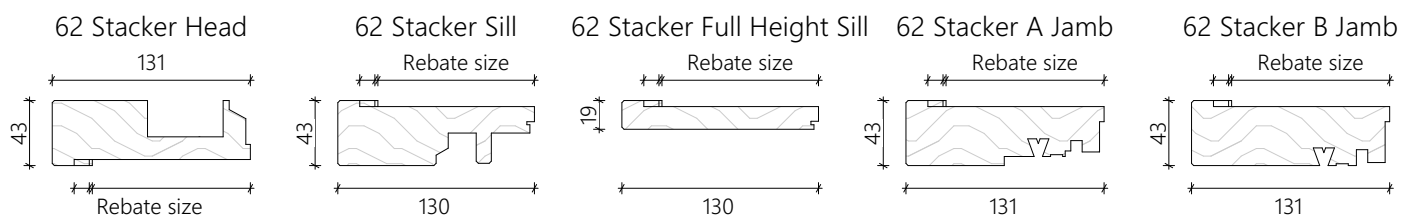


Joinery Frames - 62 Subframe Guide

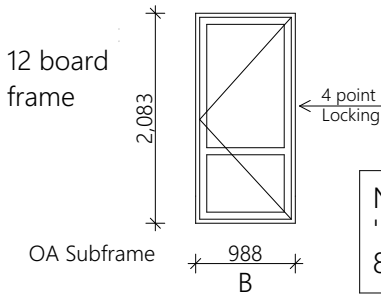
| Joinery Frames | Rebate size (for sills -1mm) | 107 Subframe codes | 107 Subframe Details |
|--|------------------------------|---|--------------------------|
| S41 - windows, hinged doors, bifolds. T35 - windows, hinged doors, Ranchsliders, bifolds.internal stackers. | 57.5 | LW62HD LW62SILL LW62FHS LW62JAMB LW62BJAMB | 16-250-107 16-251-107 |
| T35 Ranchstackers, Eurosliders, Eurostackers. | 104.5 | STKHEAD STKCILL LW107FHS1035 STKJAMB STKBJAMB | 16-270-107 16-271-107 |
| S41 Eurosliders, Eurostackers. | 106.5 | STKHEAD STKCILL LW107FHS1055 STKJAMB STKBJAMB | 16-270-107 16-271-107 |
| S41 sliding windows, Ranchsliders, Ranchstackers. | 116.5 | STKHEAD STKCILL LW107FHS1155 STKJAMB STKBJAMB | 16-270-107 16-271-107 |

Triple stackers and multi frames are unavailable in 62mm walls.

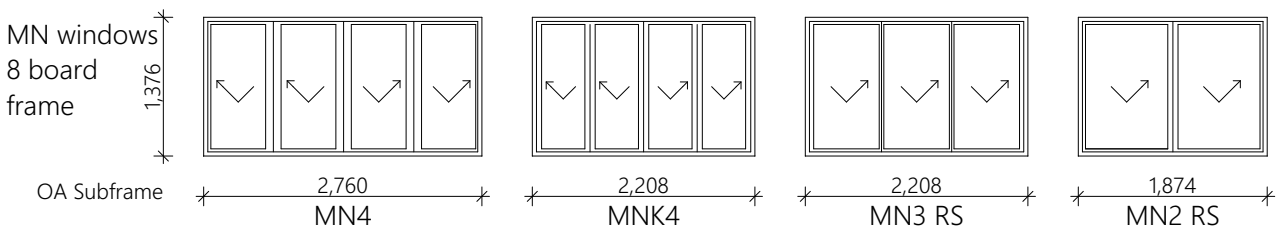
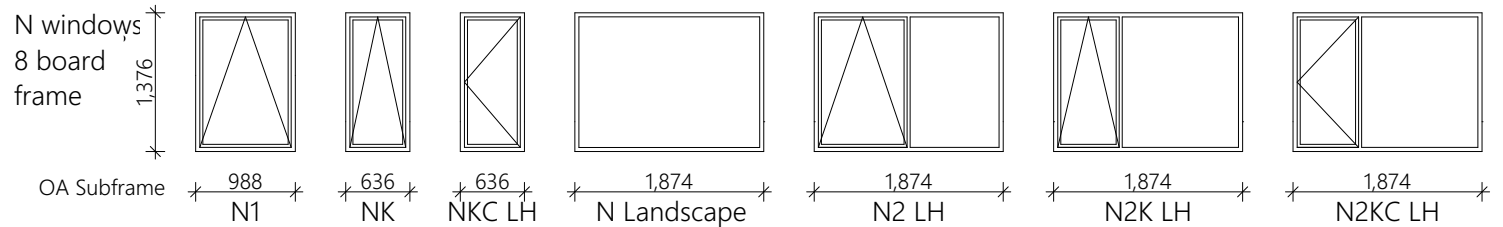
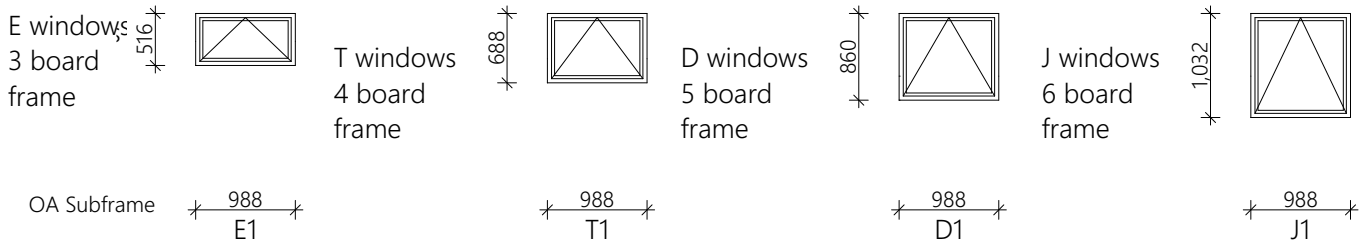
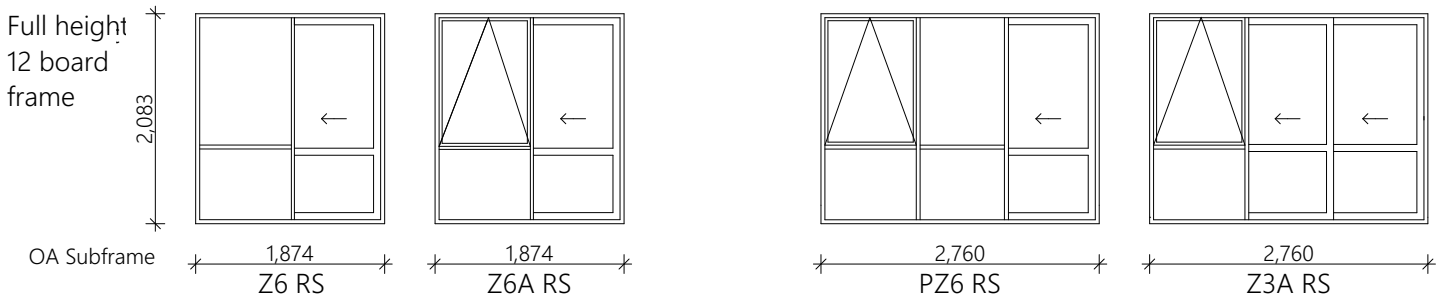
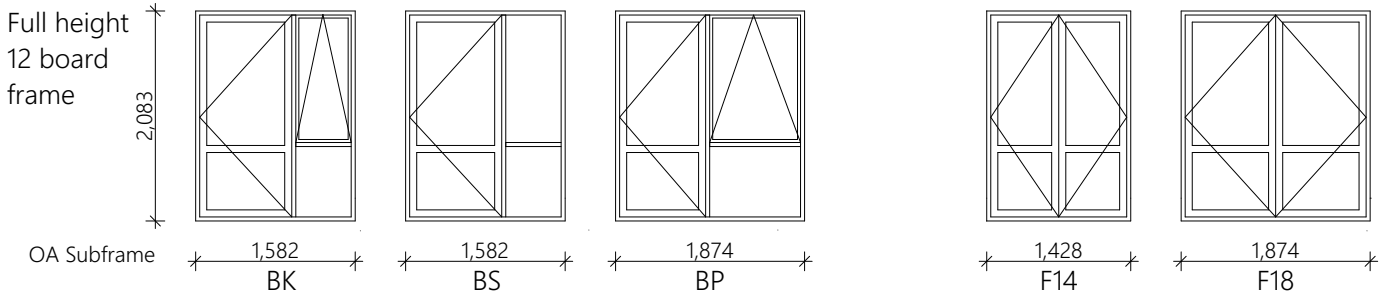
62 Stacker Subframes

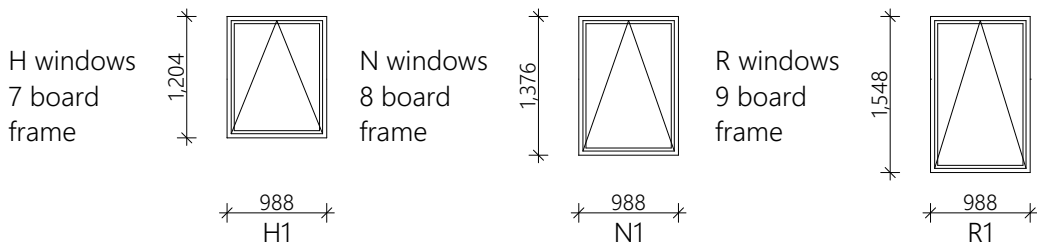
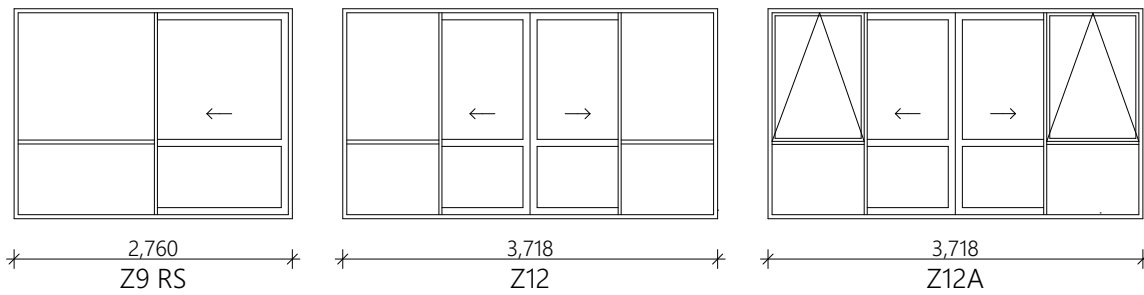
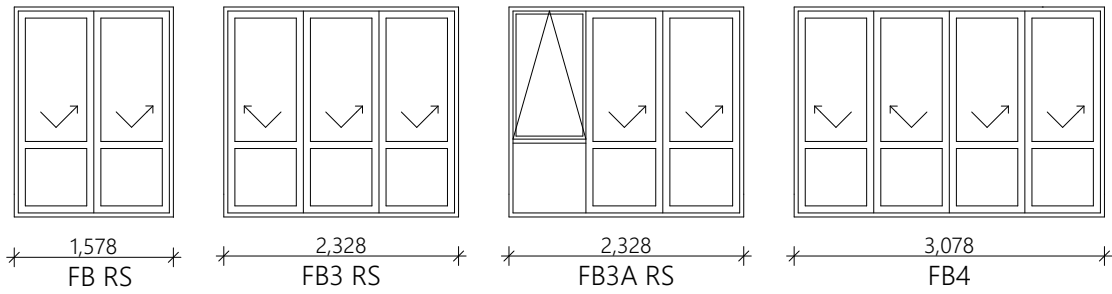
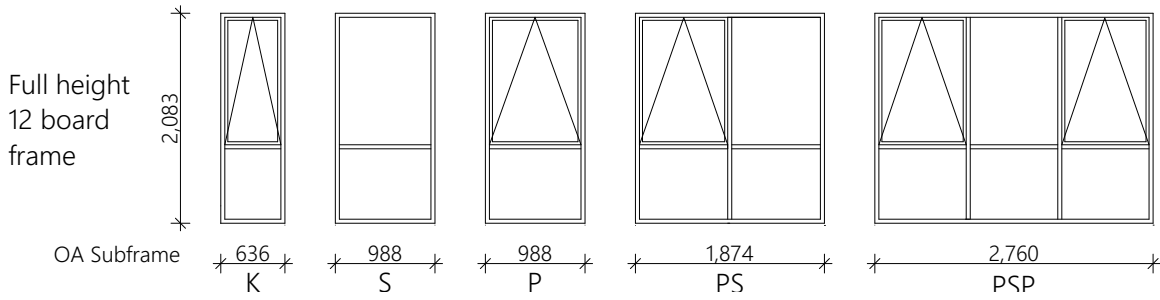


Supply with entry door
Key outside / Shub inside

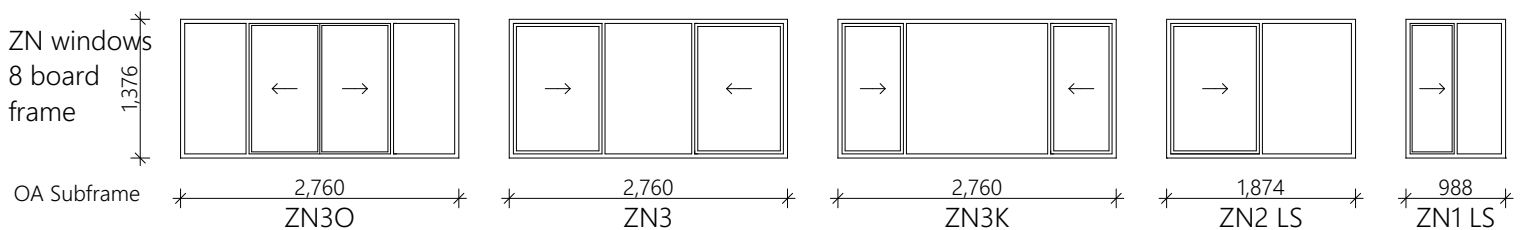
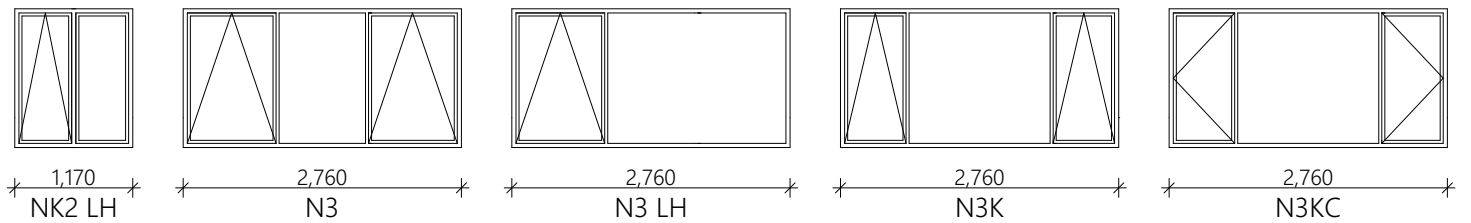


NOTE:
'B' door dims
837x1957



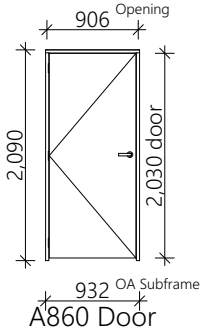


This row of Joinery is also available in the same options as the N range.



Interior doors are supplied with relevant hinges, screws, and tracks.
 Stainless steel hinges are available as an option.
 Door handles are supplied as ordered.

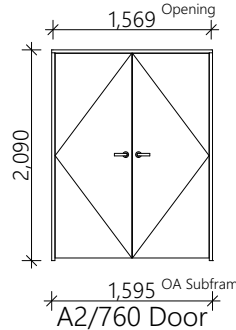
Interior door



A doors are available in the following dimensions;

| Door Type: | Opening (mm) | Overall (mm) |
|------------|--------------|--------------|
| A660 | 706 | 732 |
| A710 | 756 | 782 |
| A760 | 806 | 832 |
| A810 | 856 | 882 |
| A860 | 906 | 932 |
| A910 | 956 | 982 |

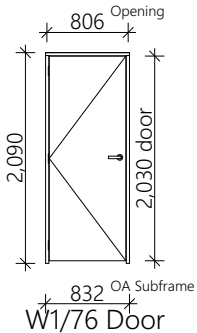
Interior double doors



A doors are available in the following dimensions;

| Door Type | Opening (mm) | Overall (mm) |
|-----------|--------------|--------------|
| A2/410 | 869 | 895 |
| A2/460 | 969 | 995 |
| A2/510 | 1069 | 1095 |
| A2/560 | 1169 | 1195 |
| A2/610 | 1269 | 1295 |
| A2/660 | 1369 | 1395 |
| A2/710 | 1469 | 1495 |
| A2/760 | 1569 | 1595 |
| A2/810 | 1669 | 1695 |
| A2/860 | 1769 | 1795 |

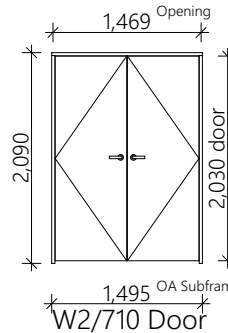
Wardrobe door



W1 doors are available in the following dimensions;

| Door Type: | Opening (mm) | Overall (mm) |
|------------|--------------|--------------|
| W1/4 | 456 | 482 |
| W1/46 | 506 | 532 |
| W1/5 | 556 | 582 |
| W1/56 | 606 | 632 |
| W1/6 | 656 | 682 |
| W1/66 | 706 | 732 |
| W1/7 | 756 | 782 |
| W1/76 | 806 | 832 |
| W1/8 | 856 | 882 |

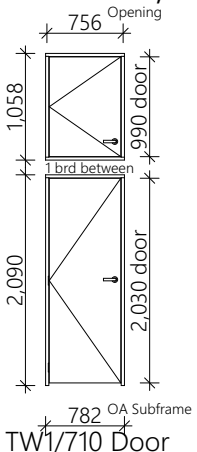
Wardrobe double doors



W2 doors are available in the following dimensions;

| Door Type: | Opening (mm) | Overall (mm) |
|------------|--------------|--------------|
| W2/4 | 869 | 895 |
| W2/46 | 969 | 995 |
| W2/5 | 1069 | 1095 |
| W2/56 | 1169 | 1195 |
| W2/6 | 1269 | 1295 |
| W2/66 | 1369 | 1395 |
| W2/7 | 1469 | 1495 |
| W2/76 | 1569 | 1595 |
| W2/8 | 1669 | 1695 |

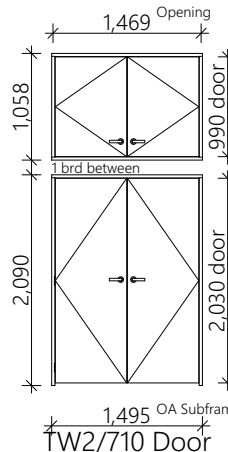
Wardrobe, cubds over



TW doors are available in the following dimensions;

| Door Type: | Opening (mm) | Overall (mm) |
|------------|--------------|--------------|
| TW1/410 | 456 | 482 |
| TW1/460 | 506 | 532 |
| TW1/510 | 556 | 582 |
| TW1/560 | 606 | 632 |
| TW1/610 | 656 | 682 |
| TW1/660 | 706 | 732 |
| TW1/710 | 756 | 782 |
| TW1/760 | 806 | 832 |
| TW1/810 | 856 | 882 |

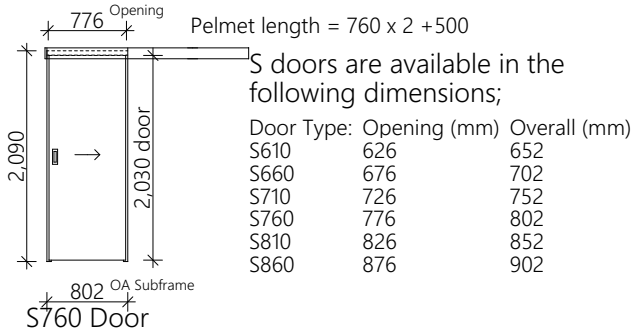
Wardrobe double, cubds over



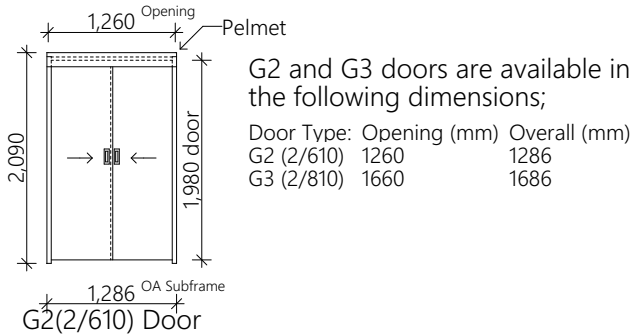
TW2 doors are available in the following dimensions;

| Door Type: | Opening (mm) | Overall (mm) |
|------------|--------------|--------------|
| TW2/410 | 869 | 895 |
| TW2/460 | 969 | 995 |
| TW2/510 | 1069 | 1095 |
| TW2/560 | 1169 | 1195 |
| TW2/610 | 1269 | 1295 |
| TW2/660 | 1369 | 1395 |
| TW2/710 | 1469 | 1495 |
| TW2/760 | 1569 | 1595 |
| TW2/810 | 1669 | 1695 |

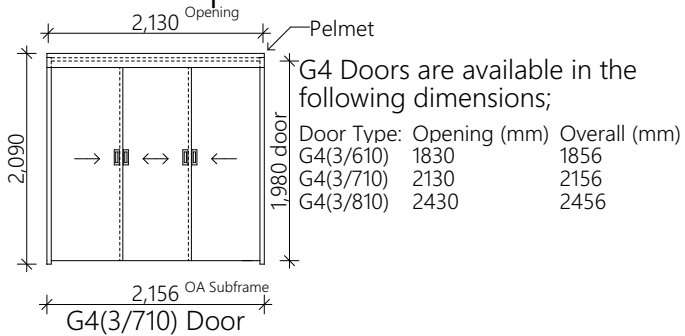
Interior slider



Wardrobe double slider



Wardrobe triple slider





For more information email:
info@lockwood.co.nz
lockwood.co.nz

 **LOCKWOOD**
Designed for good